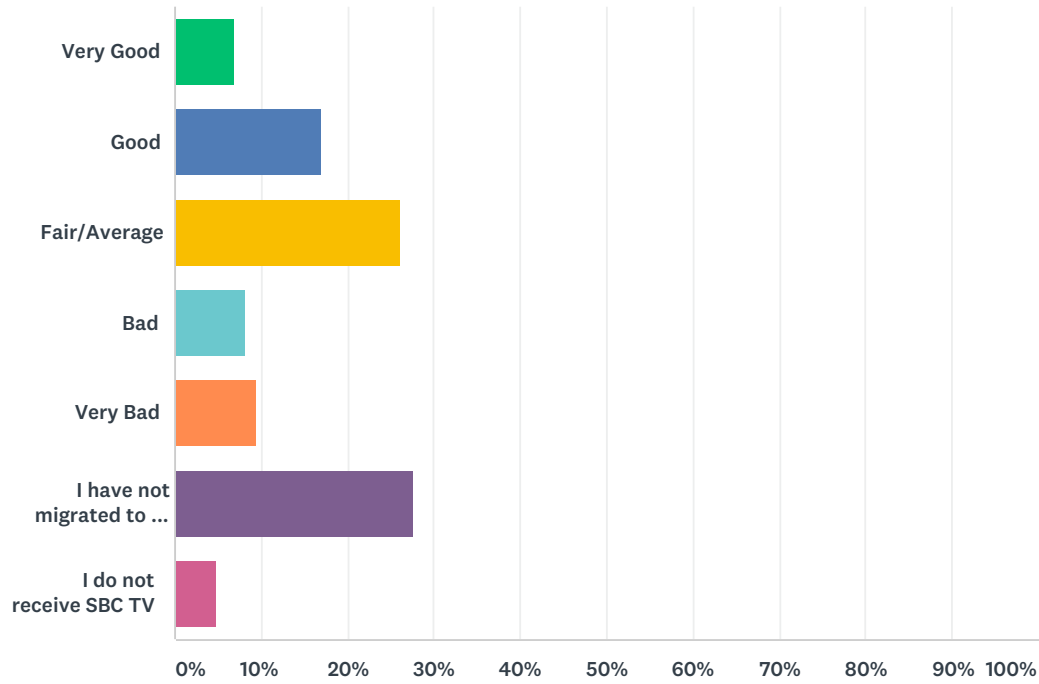


Q1 The SBC DTT reception in my home is

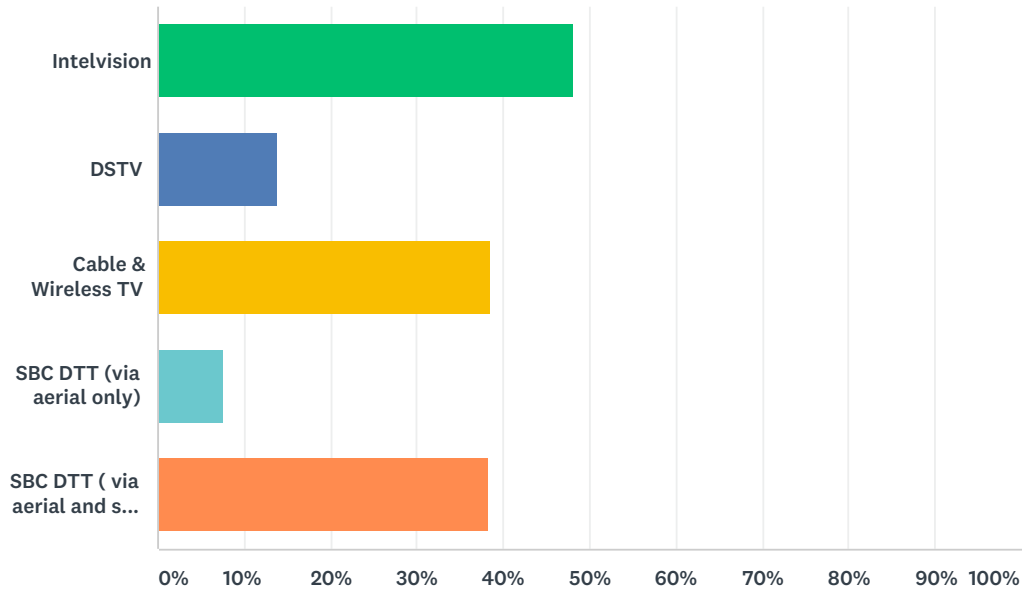
Answered: 658 Skipped: 16



ANSWER CHOICES	RESPONSES	
Very Good	6.99%	46
Good	16.87%	111
Fair/Average	26.14%	172
Bad	8.21%	54
Very Bad	9.42%	62
I have not migrated to DTT yet	27.66%	182
I do not receive SBC TV	4.71%	31
TOTAL		658

Q2 Is your household connected to the following TV services?

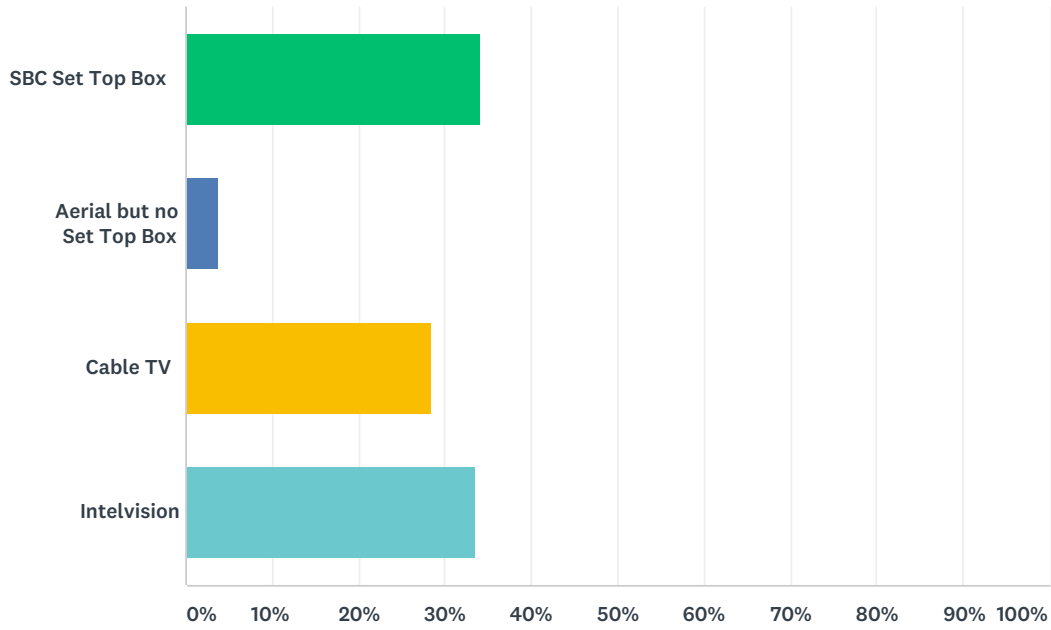
Answered: 651 Skipped: 23



ANSWER CHOICES	RESPONSES	
Intelvision	48.08%	313
DSTV	13.82%	90
Cable & Wireless TV	38.40%	250
SBC DTT (via aerial only)	7.53%	49
SBC DTT (via aerial and set top box)	38.25%	249
Total Respondents: 651		

Q3 I watch SBC TV mostly via

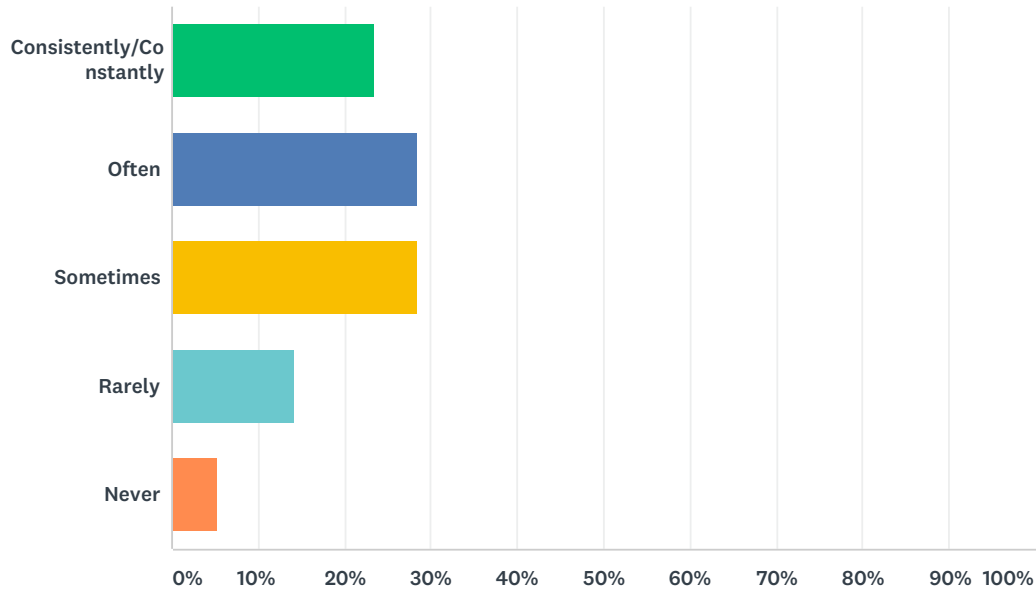
Answered: 650 Skipped: 24



ANSWER CHOICES	RESPONSES	
SBC Set Top Box	34.15%	222
Aerial but no Set Top Box	3.85%	25
Cable TV	28.46%	185
Intelvision	33.54%	218
TOTAL		650

Q4 I watch SBC1

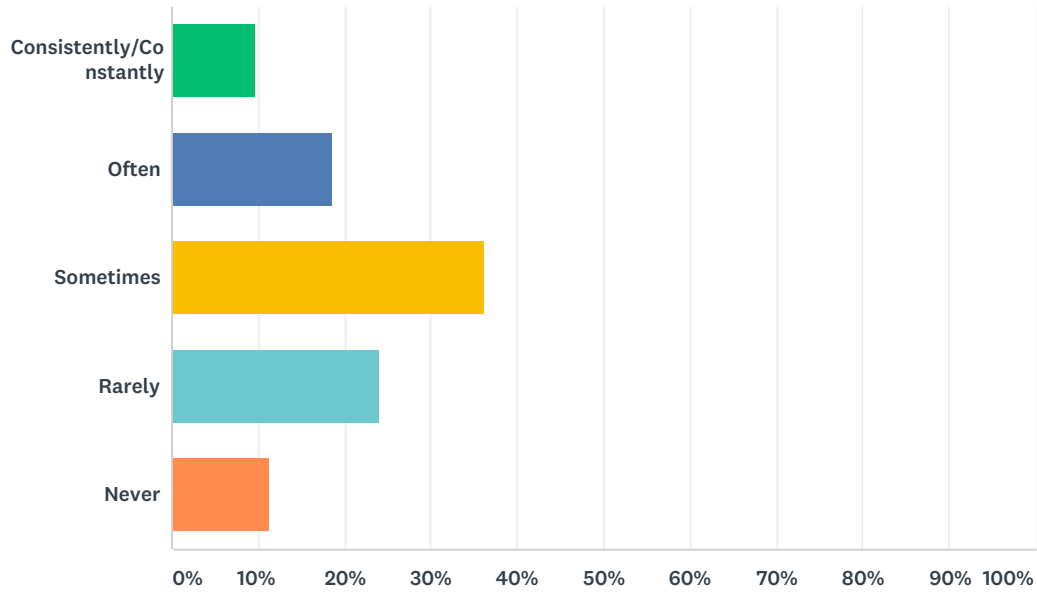
Answered: 663 Skipped: 11



ANSWER CHOICES	RESPONSES	
Consistently/Constantly	23.53%	156
Often	28.36%	188
Sometimes	28.51%	189
Rarely	14.33%	95
Never	5.28%	35
TOTAL		663

Q5 I watch SBC2

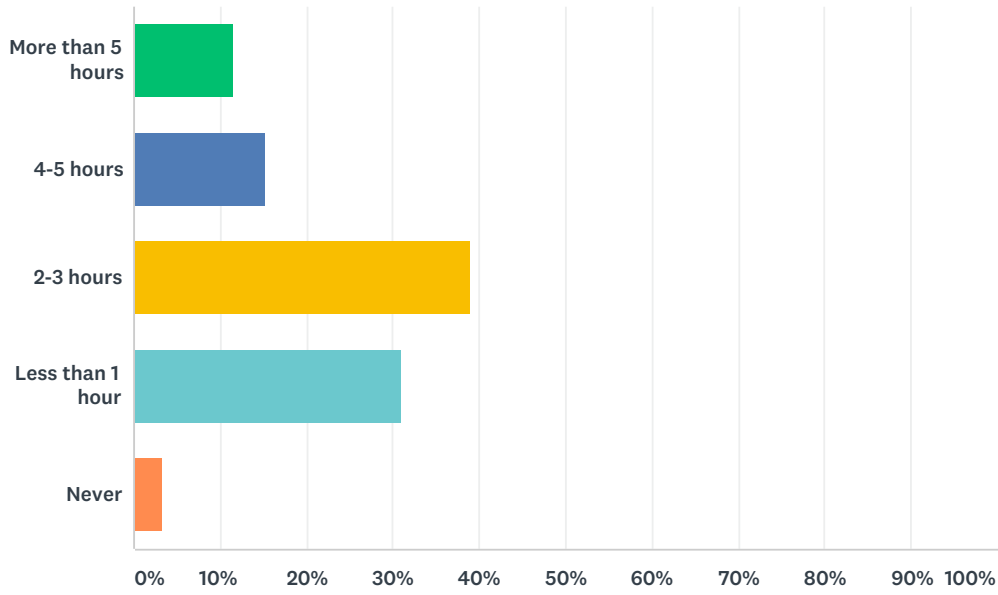
Answered: 658 Skipped: 16



ANSWER CHOICES	RESPONSES	
Consistently/Constantly	9.73%	64
Often	18.69%	123
Sometimes	36.17%	238
Rarely	24.01%	158
Never	11.40%	75
TOTAL		658

Q6 On average, in a day I watch SBC (combined SBC1 & SBC2)

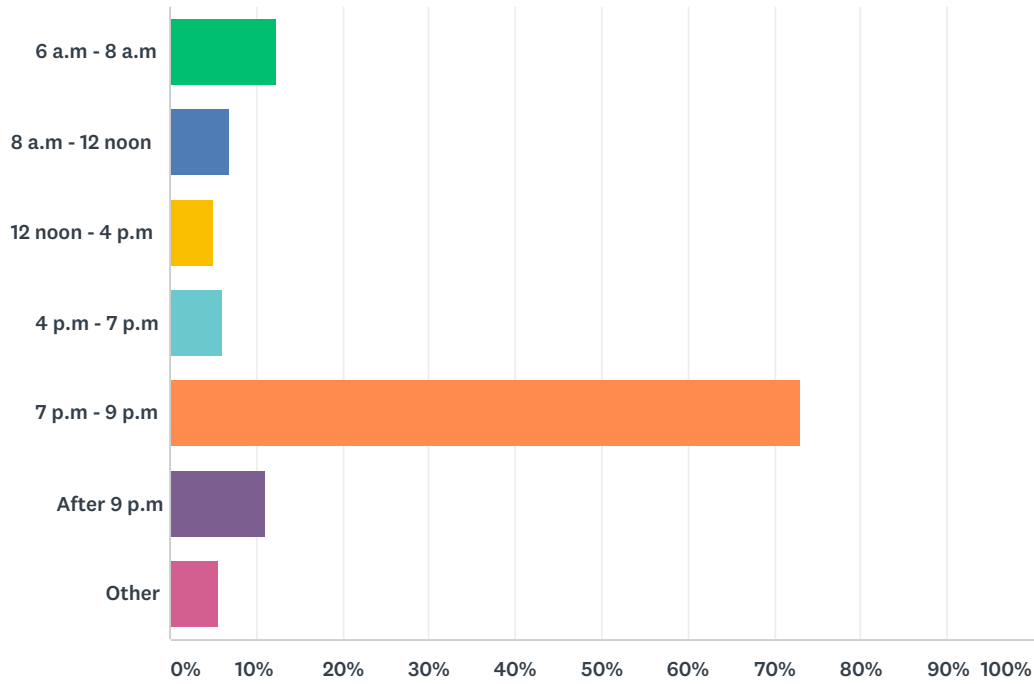
Answered: 638 Skipped: 36



ANSWER CHOICES	RESPONSES	
More than 5 hours	11.44%	73
4-5 hours	15.36%	98
2-3 hours	38.87%	248
Less than 1 hour	30.88%	197
Never	3.45%	22
TOTAL		638

Q7 I prefer to watch SBC1 from

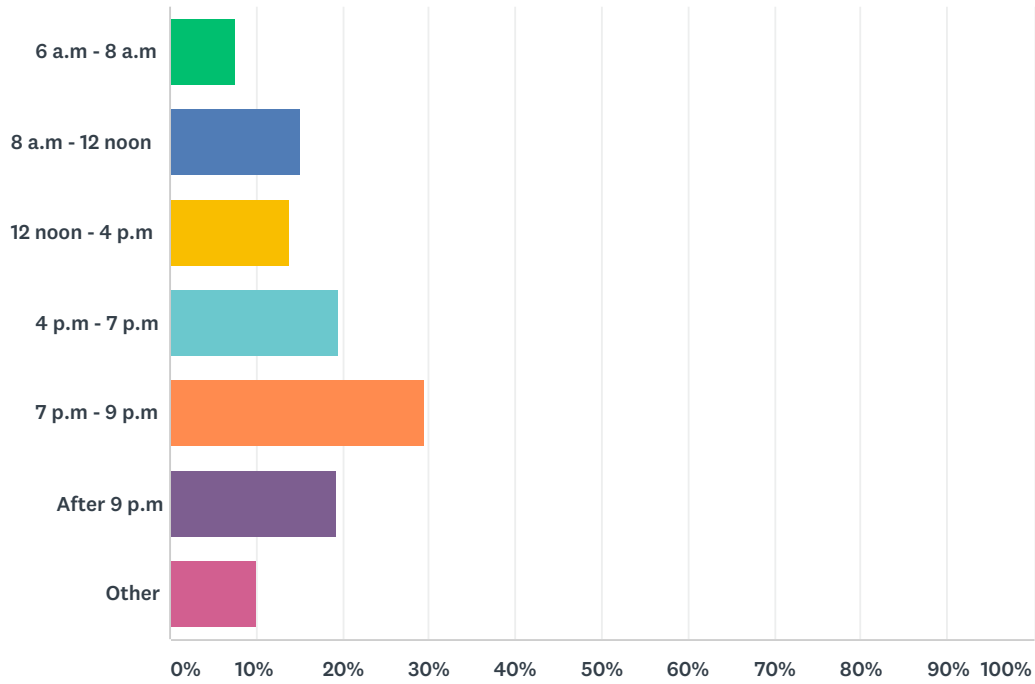
Answered: 617 Skipped: 57



ANSWER CHOICES	RESPONSES	
6 a.m - 8 a.m	12.32%	76
8 a.m - 12 noon	6.97%	43
12 noon - 4 p.m	5.02%	31
4 p.m - 7 p.m	6.00%	37
7 p.m - 9 p.m	73.10%	451
After 9 p.m	11.02%	68
Other	5.67%	35
Total Respondents: 617		

Q8 I prefer to watch SBC2 from

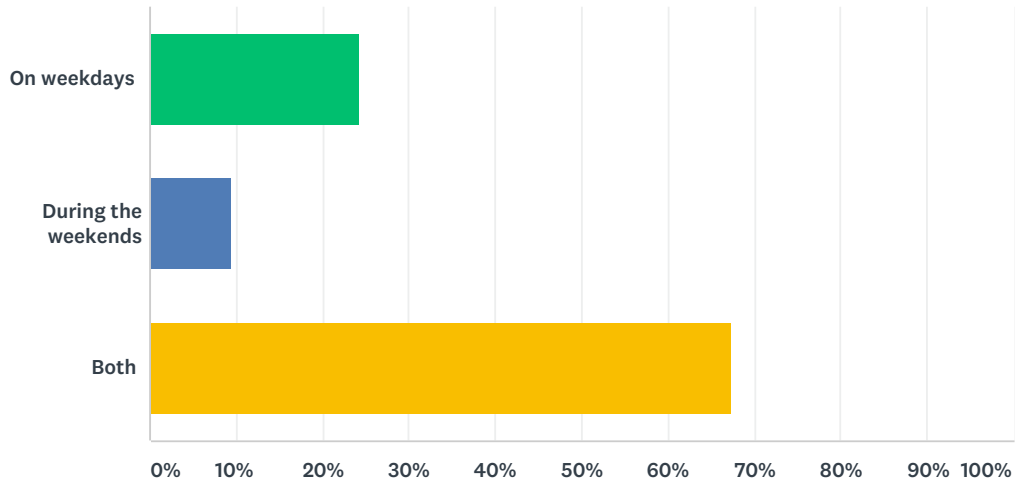
Answered: 540 Skipped: 134



ANSWER CHOICES	RESPONSES	
6 a.m - 8 a.m	7.59%	41
8 a.m - 12 noon	15.00%	81
12 noon - 4 p.m	13.70%	74
4 p.m - 7 p.m	19.44%	105
7 p.m - 9 p.m	29.44%	159
After 9 p.m	19.26%	104
Other	10.00%	54
Total Respondents: 540		

Q9 I generally prefer to watch SBC

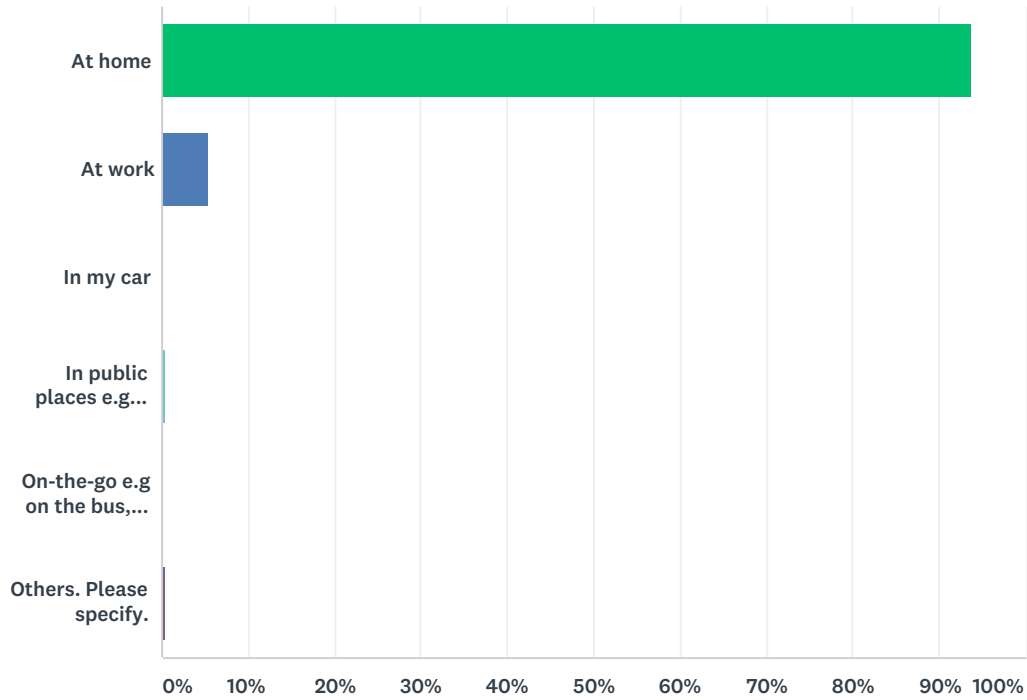
Answered: 628 Skipped: 46



ANSWER CHOICES	RESPONSES	
On weekdays	24.20%	152
During the weekends	9.39%	59
Both	67.36%	423
Total Respondents: 628		

Q10 I watch SBC mostly

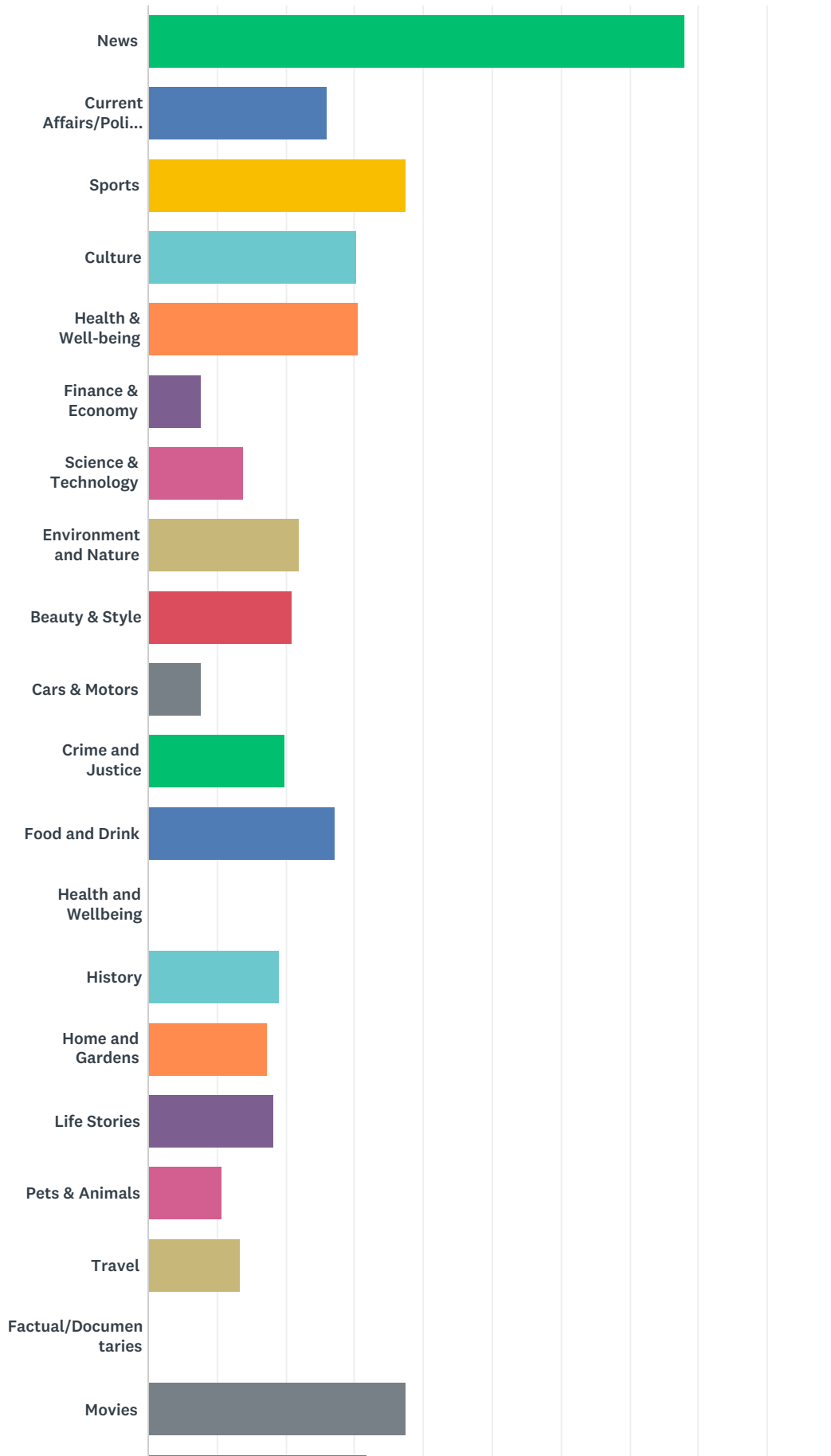
Answered: 635 Skipped: 39



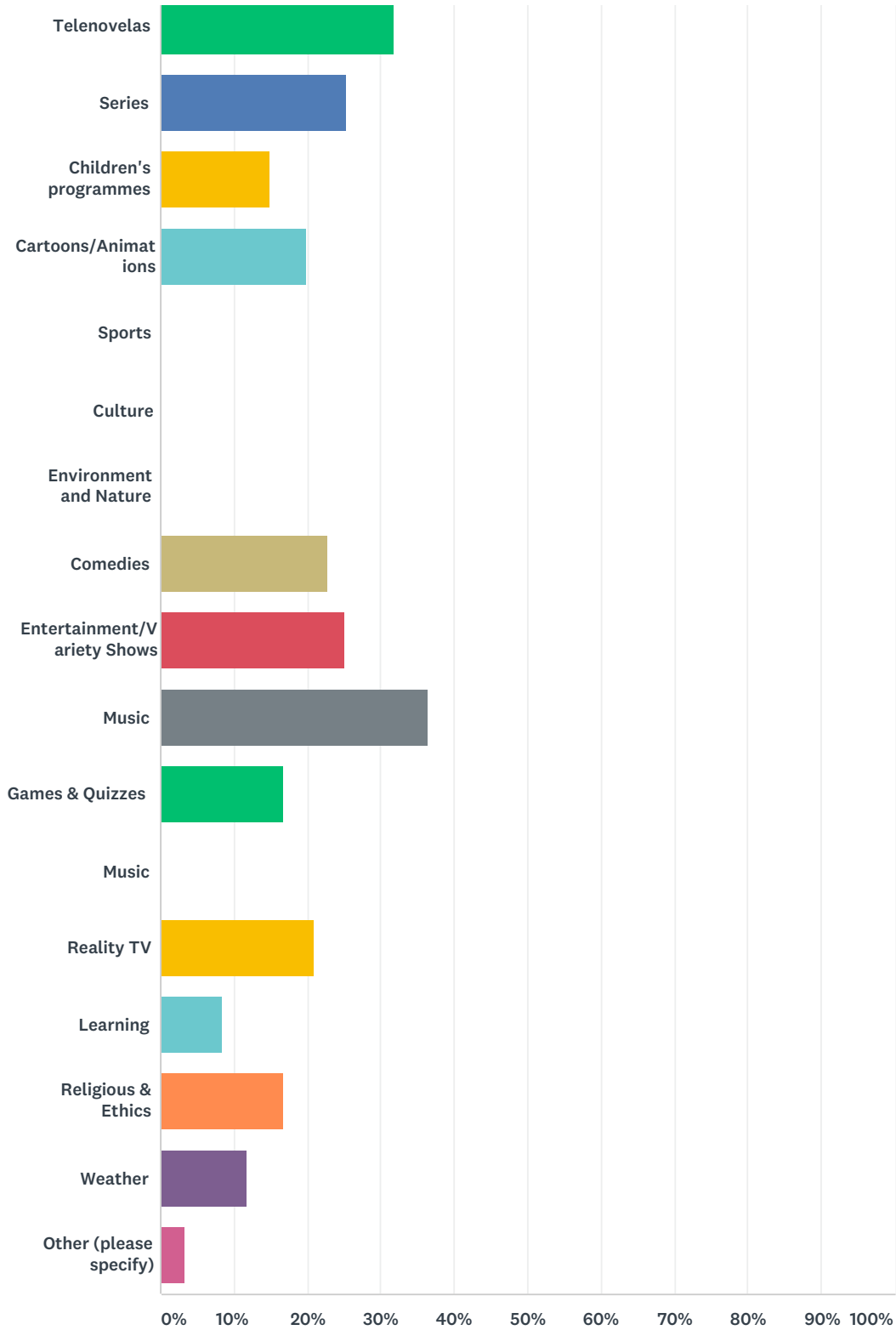
ANSWER CHOICES	RESPONSES	
At home	93.70%	595
At work	5.35%	34
In my car	0.16%	1
In public places e.g restaurants and supermarkets	0.47%	3
On-the-go e.g on the bus, while jogging	0.00%	0
Others. Please specify.	0.31%	2
TOTAL		635

Q11 What type(s) of TV programs do you like?

Answered: 652 Skipped: 22



SBC Television Audience Survey 2019



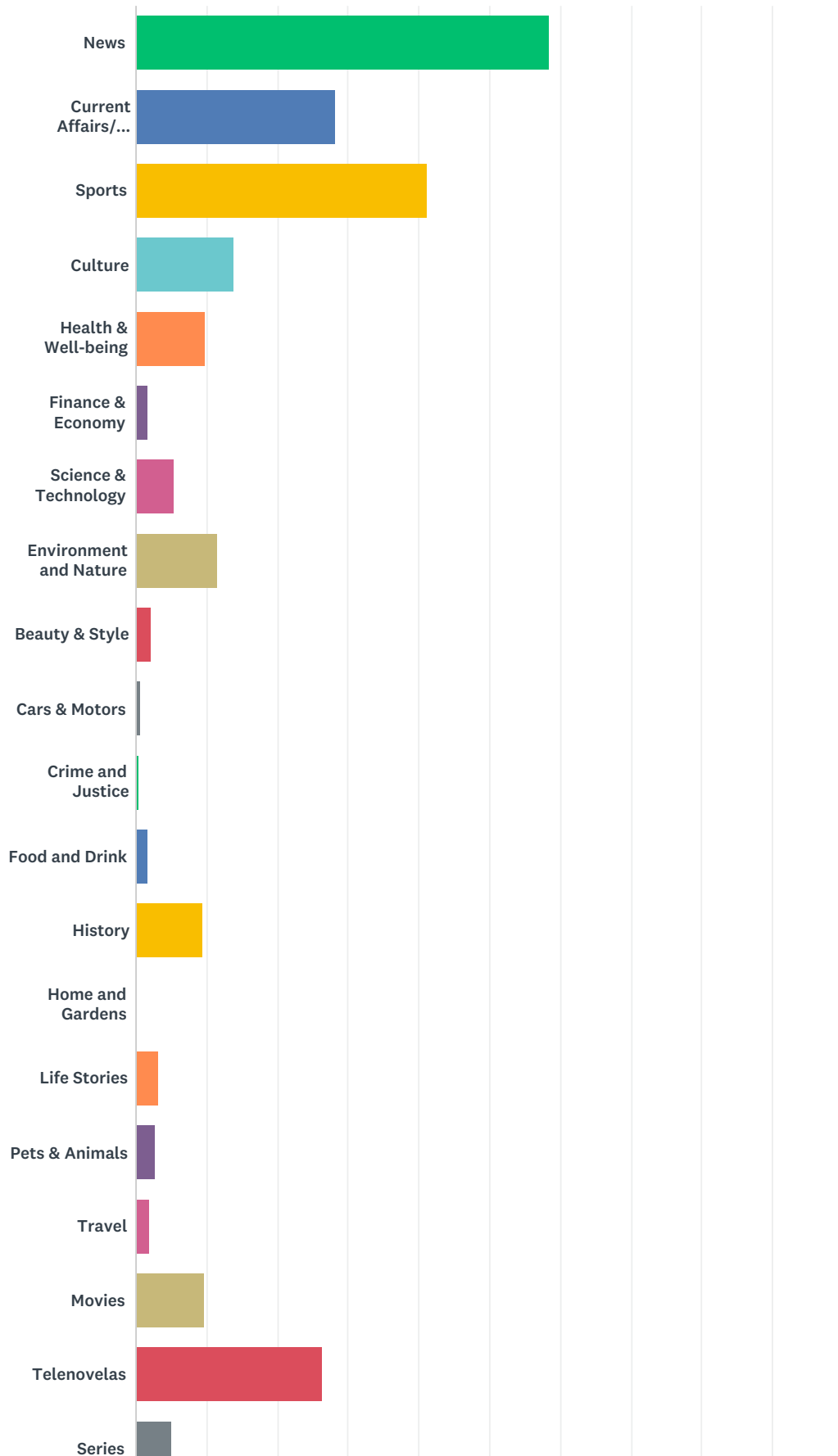
ANSWER CHOICES	RESPONSES	
News	78.07%	509
Current Affairs/Politics	25.92%	169
Sports	37.42%	244
Culture	30.37%	198
Health & Well-being	30.52%	199
Finance & Economy	7.82%	51

SBC Television Audience Survey 2019

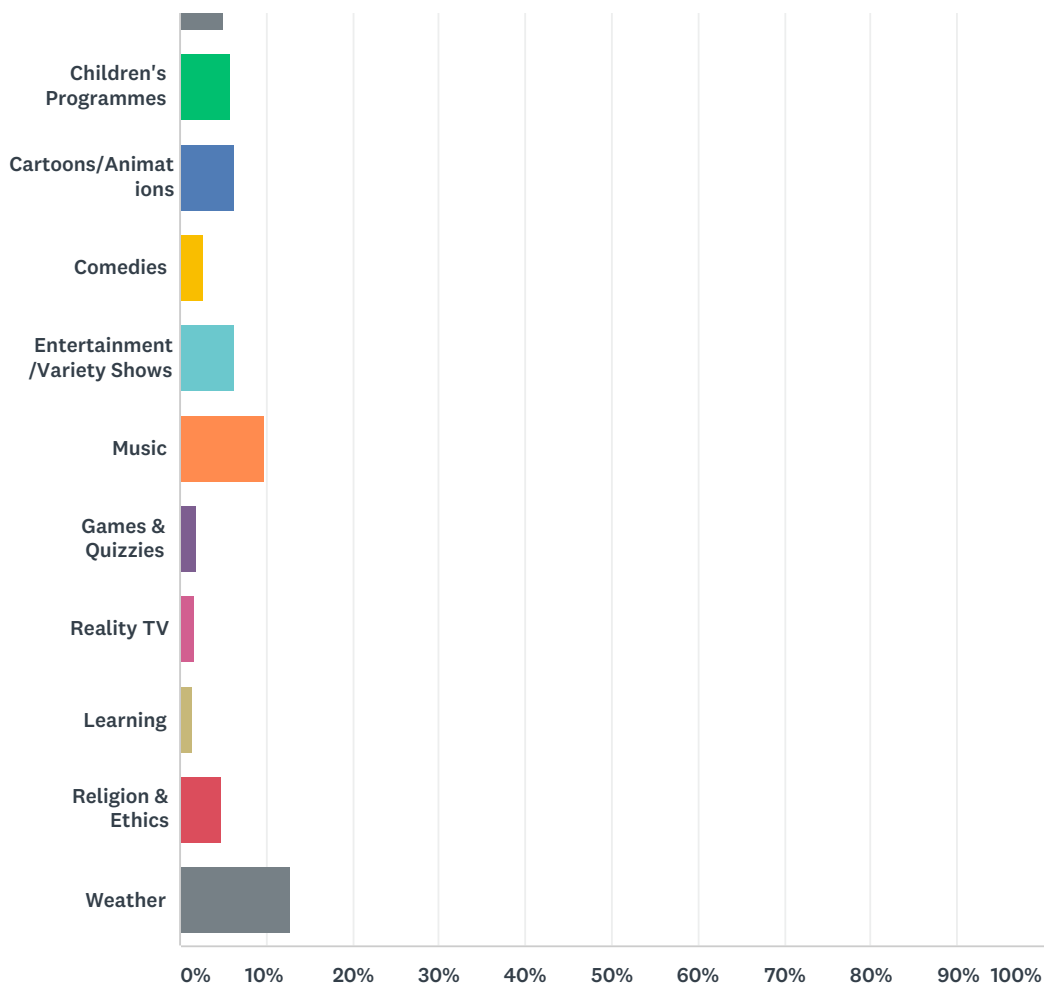
Science & Technology	13.80%	90
Environment and Nature	21.93%	143
Beauty & Style	21.01%	137
Cars & Motors	7.67%	50
Crime and Justice	19.94%	130
Food and Drink	27.30%	178
Health and Wellbeing	0.00%	0
History	19.02%	124
Home and Gardens	17.33%	113
Life Stories	18.25%	119
Pets & Animals	10.58%	69
Travel	13.34%	87
Factual/Documentaries	0.00%	0
Movies	37.42%	244
Telenovelas	31.90%	208
Series	25.31%	165
Children's programmes	14.88%	97
Cartoons/Animations	19.79%	129
Sports	0.00%	0
Culture	0.00%	0
Environment and Nature	0.00%	0
Comedies	22.70%	148
Entertainment/Variety Shows	25.15%	164
Music	36.35%	237
Games & Quizzes	16.72%	109
Music	0.00%	0
Reality TV	20.86%	136
Learning	8.28%	54
Religious & Ethics	16.72%	109
Weather	11.81%	77
Other (please specify)	3.37%	22
Total Respondents: 652		

Q12 Tick 3 Genres of Local Programmes that SBC TV are producing enough of

Answered: 567 Skipped: 107



SBC Television Audience Survey 2019



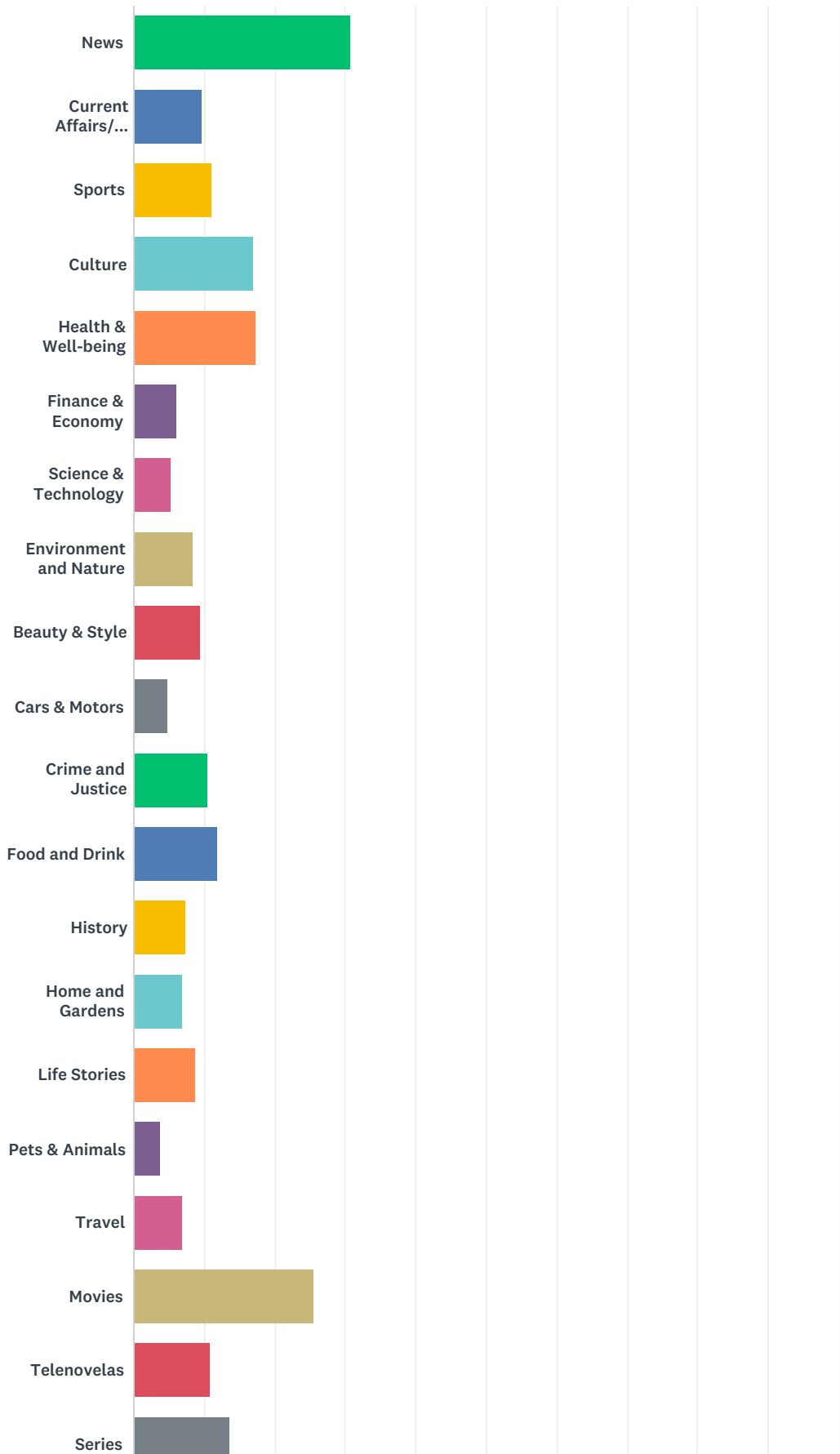
ANSWER CHOICES	RESPONSES	
News	58.38%	331
Current Affairs/ Politics	28.22%	160
Sports	41.27%	234
Culture	13.76%	78
Health & Well-being	9.88%	56
Finance & Economy	1.59%	9
Science & Technology	5.47%	31
Environment and Nature	11.46%	65
Beauty & Style	2.12%	12
Cars & Motors	0.53%	3
Crime and Justice	0.35%	2
Food and Drink	1.76%	10
History	9.35%	53
Home and Gardens	0.18%	1
Life Stories	3.17%	18
Pets & Animals	2.65%	15
Travel	1.94%	11

SBC Television Audience Survey 2019

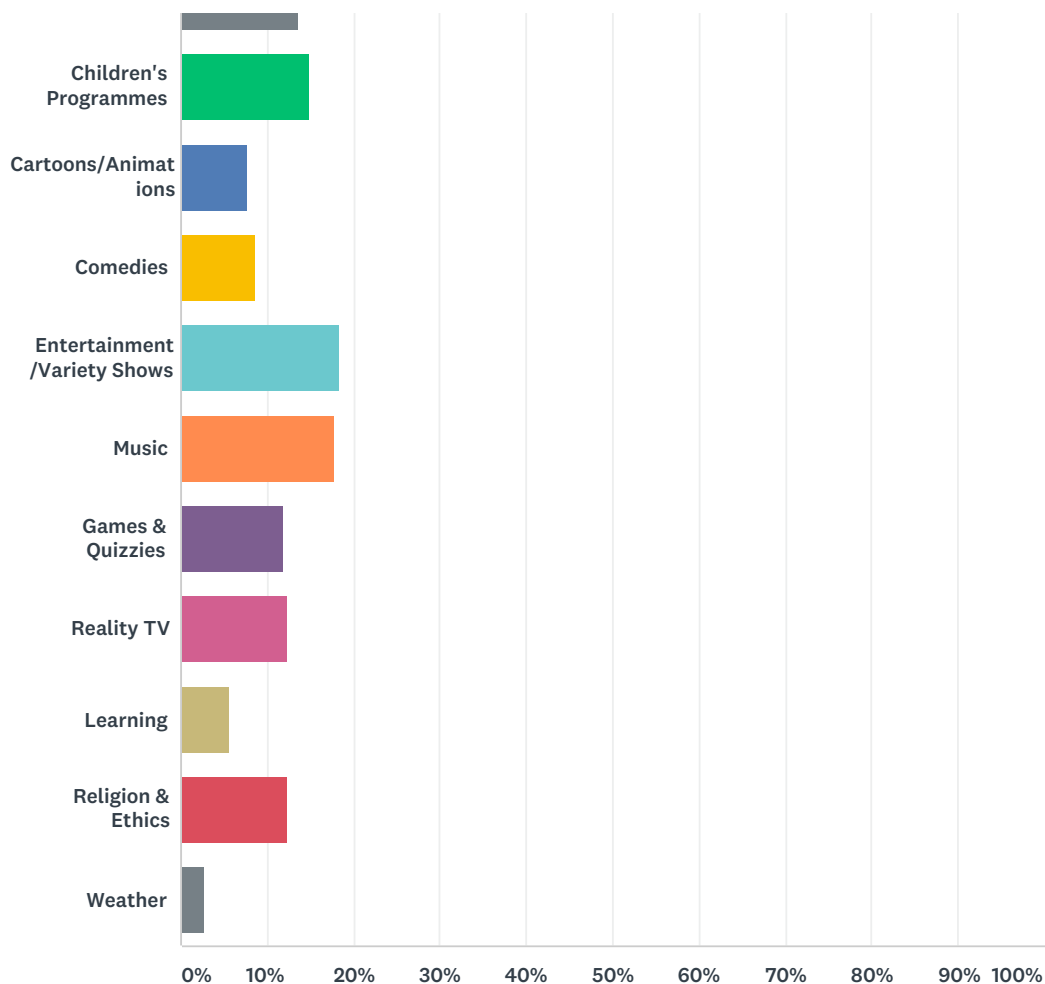
Movies	9.52%	54
Telenovelas	26.28%	149
Series	4.94%	28
Children's Programmes	5.82%	33
Cartoons/Animations	6.35%	36
Comedies	2.65%	15
Entertainment /Variety Shows	6.35%	36
Music	9.88%	56
Games & Quizzies	1.94%	11
Reality TV	1.76%	10
Learning	1.41%	8
Religion & Ethics	4.76%	27
Weather	12.70%	72
Total Respondents: 567		

Q13 Tick 3 Genres of Local Programmes that SBC TV are NOT doing enough of

Answered: 587 Skipped: 87



SBC Television Audience Survey 2019



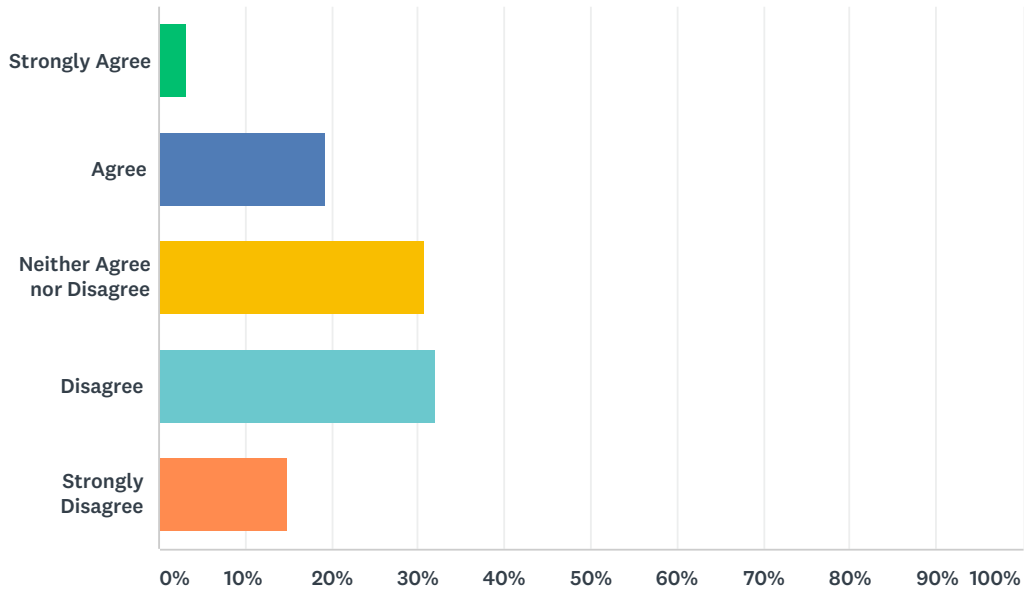
ANSWER CHOICES	RESPONSES	
News	30.83%	181
Current Affairs/ Politics	9.71%	57
Sports	11.07%	65
Culture	17.04%	100
Health & Well-being	17.38%	102
Finance & Economy	5.96%	35
Science & Technology	5.28%	31
Environment and Nature	8.35%	49
Beauty & Style	9.37%	55
Cars & Motors	4.77%	28
Crime and Justice	10.56%	62
Food and Drink	11.93%	70
History	7.33%	43
Home and Gardens	6.98%	41
Life Stories	8.69%	51
Pets & Animals	3.75%	22
Travel	6.81%	40

SBC Television Audience Survey 2019

Movies	25.55%	150
Telenovelas	10.90%	64
Series	13.63%	80
Children's Programmes	14.82%	87
Cartoons/Animations	7.67%	45
Comedies	8.52%	50
Entertainment /Variety Shows	18.40%	108
Music	17.72%	104
Games & Quizzies	11.93%	70
Reality TV	12.27%	72
Learning	5.62%	33
Religion & Ethics	12.44%	73
Weather	2.73%	16
Total Respondents: 587		

Q14 SBC TV broadcasts enough Local Programmes

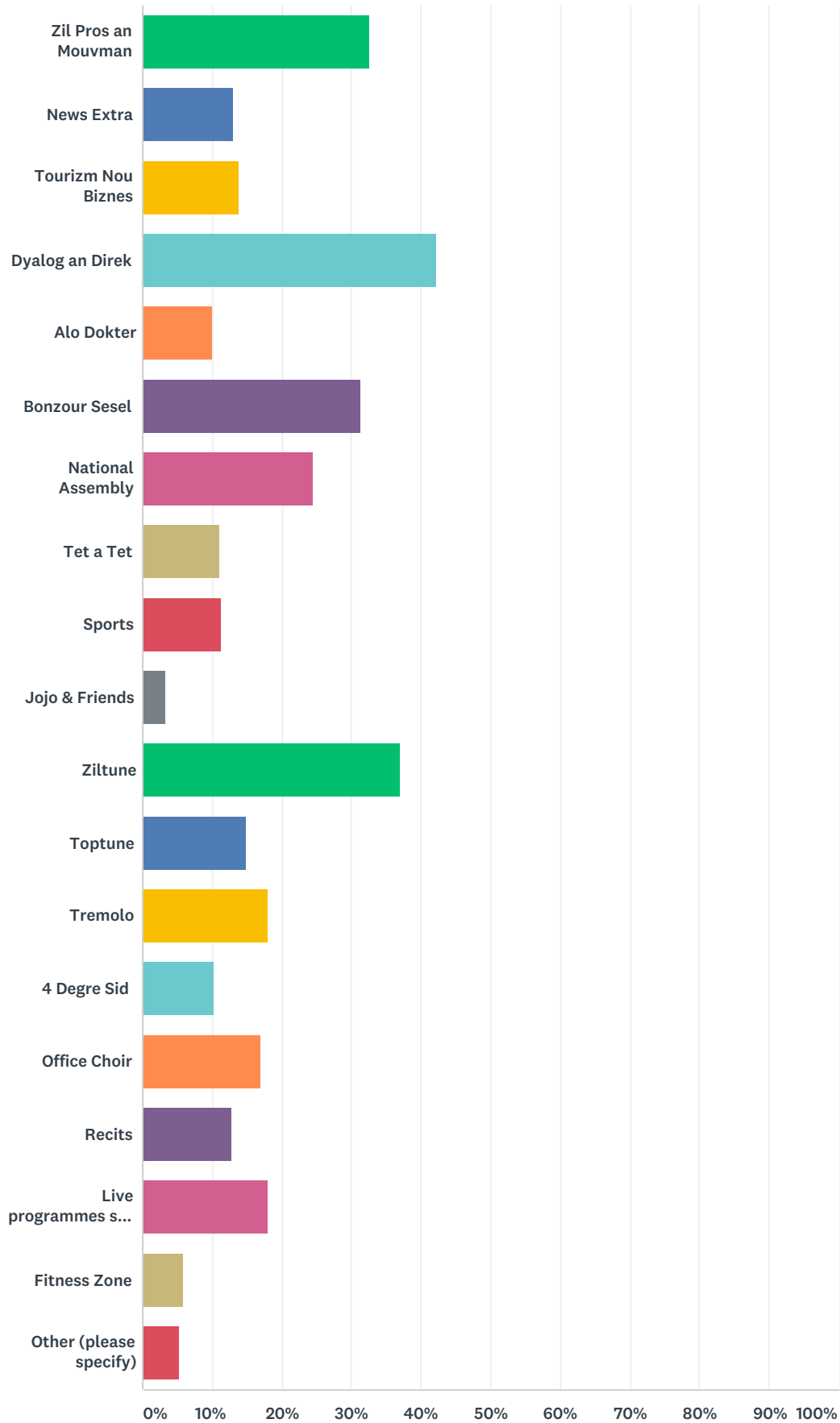
Answered: 626 Skipped: 48



ANSWER CHOICES	RESPONSES	
Strongly Agree	3.19%	20
Agree	19.33%	121
Neither Agree nor Disagree	30.67%	192
Disagree	31.95%	200
Strongly Disagree	14.86%	93
TOTAL		626

Q15 What are your 3 favourite Local TV programs?

Answered: 623 Skipped: 51

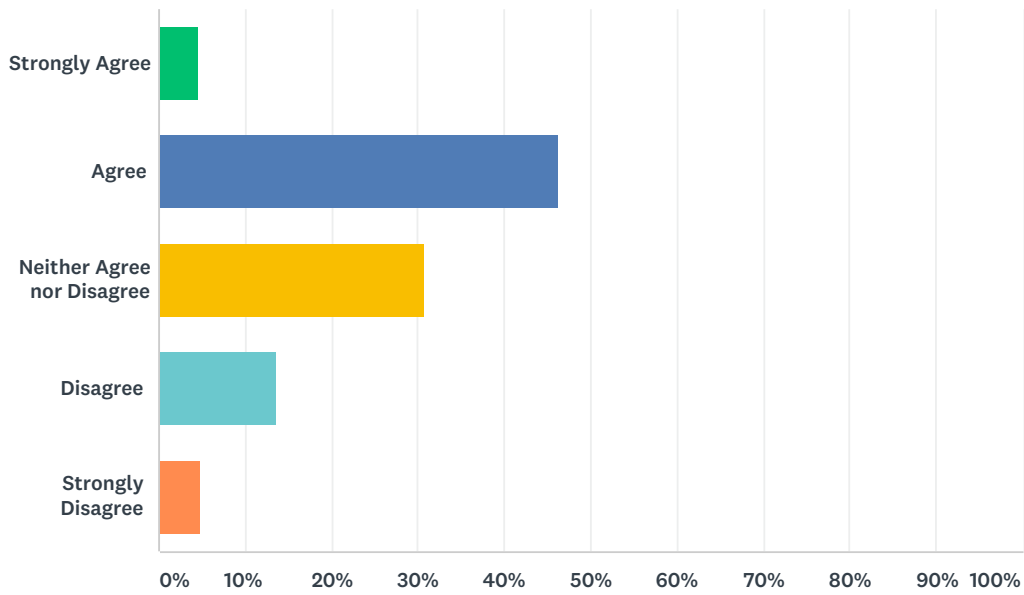


SBC Television Audience Survey 2019

ANSWER CHOICES	RESPONSES	
Zil Pros an Mouvman	32.58%	203
News Extra	13.00%	81
Tourizm Nou Biznes	13.80%	86
Dyalog an Direk	42.22%	263
Alo Dokter	10.11%	63
Bonzour Sesel	31.46%	196
National Assembly	24.56%	153
Tet a Tet	11.08%	69
Sports	11.40%	71
Jojo & Friends	3.37%	21
Ziltune	37.08%	231
Toptune	14.93%	93
Tremolo	17.98%	112
4 Degre Sid	10.27%	64
Office Choir	17.01%	106
Recits	12.68%	79
Live programmes such as football matches, national events	17.98%	112
Fitness Zone	5.78%	36
Other (please specify)	5.14%	32
Total Respondents: 623		

Q16 The Local Programmes shown on SBC TV are good and interesting to watch

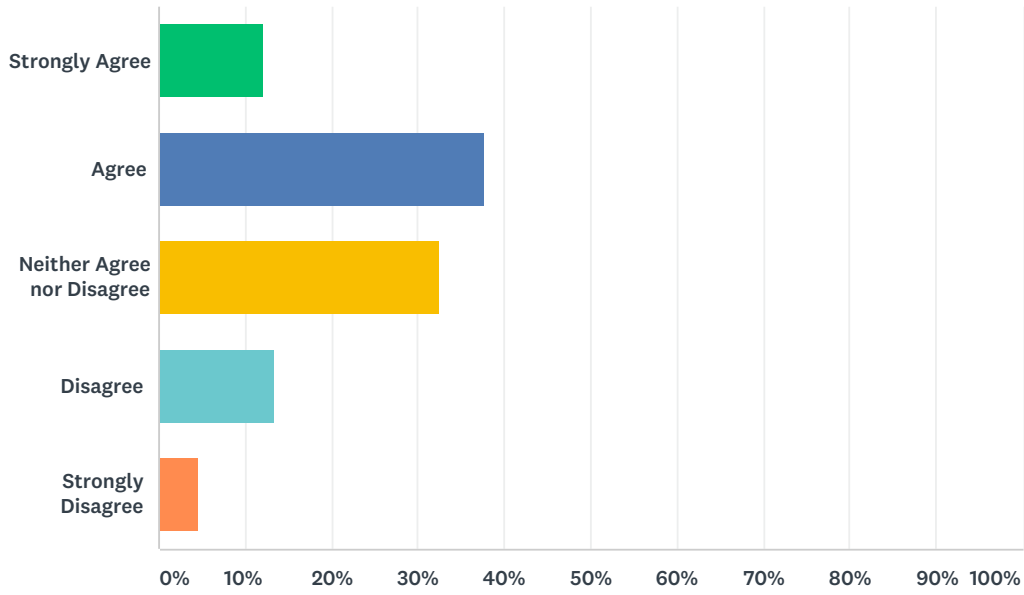
Answered: 637 Skipped: 37



ANSWER CHOICES	RESPONSES	
Strongly Agree	4.55%	29
Agree	46.31%	295
Neither Agree nor Disagree	30.77%	196
Disagree	13.50%	86
Strongly Disagree	4.87%	31
TOTAL		637

Q17 SBC TV shows enough International Programmes

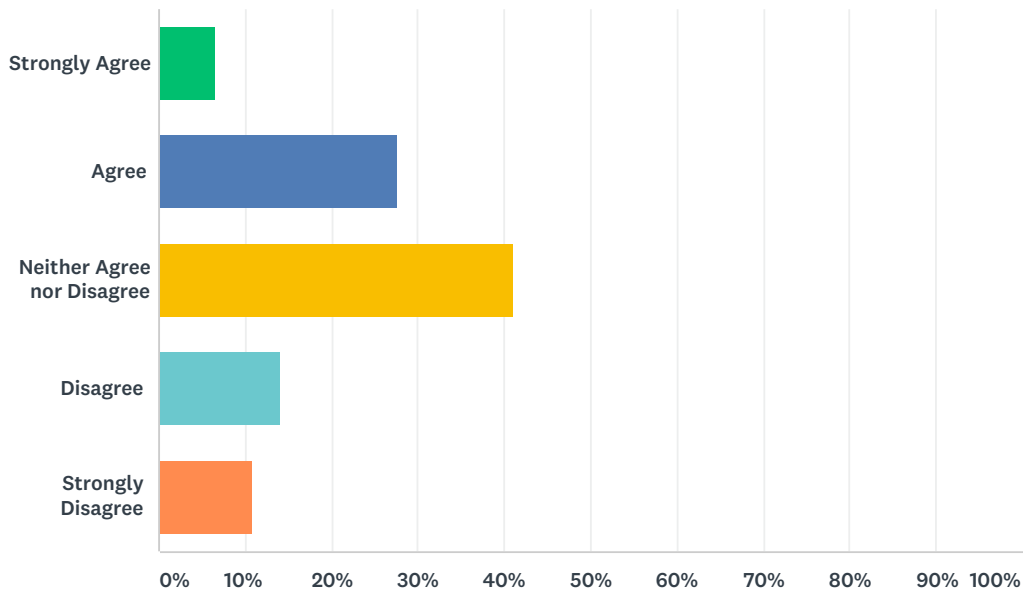
Answered: 631 Skipped: 43



ANSWER CHOICES	RESPONSES	
Strongly Agree	12.04%	76
Agree	37.72%	238
Neither Agree nor Disagree	32.33%	204
Disagree	13.31%	84
Strongly Disagree	4.60%	29
TOTAL		631

Q18 The International Programmes shown on TV are good and interesting to watch

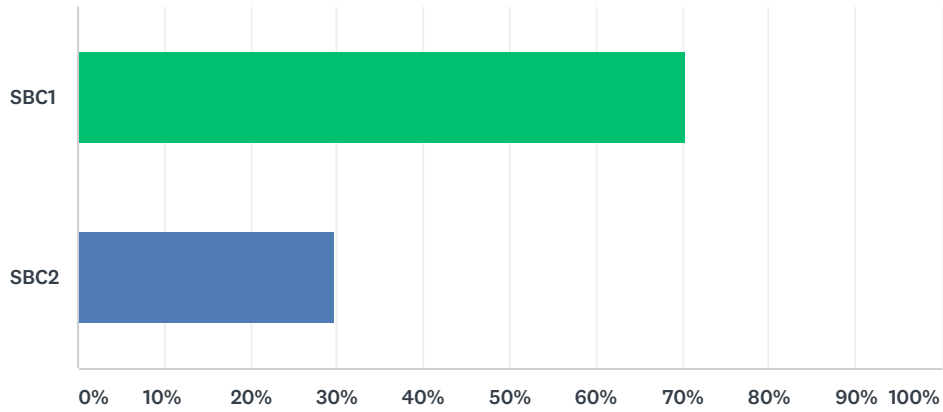
Answered: 632 Skipped: 42



ANSWER CHOICES	RESPONSES	
Strongly Agree	6.49%	41
Agree	27.53%	174
Neither Agree nor Disagree	40.98%	259
Disagree	14.08%	89
Strongly Disagree	10.92%	69
TOTAL		632

Q19 My favourite SBC channel is

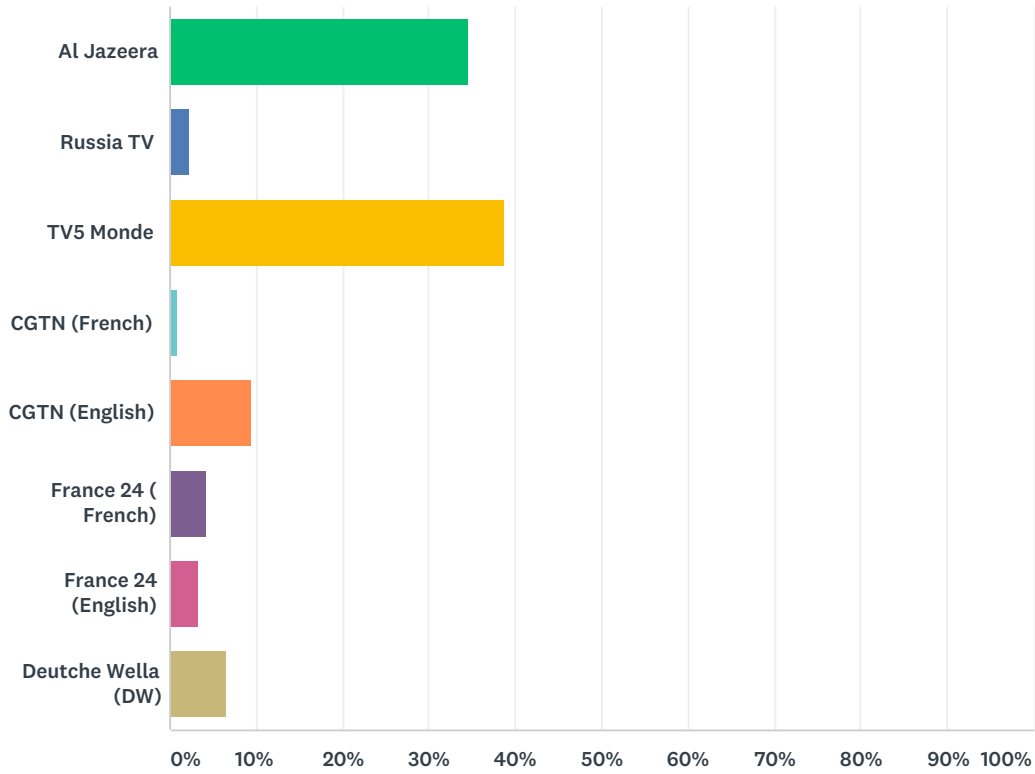
Answered: 599 Skipped: 75



ANSWER CHOICES	RESPONSES
SBC1	70.28% 421
SBC2	29.72% 178
TOTAL	599

Q20 My favourite foreign channel on the SBC bouquet is

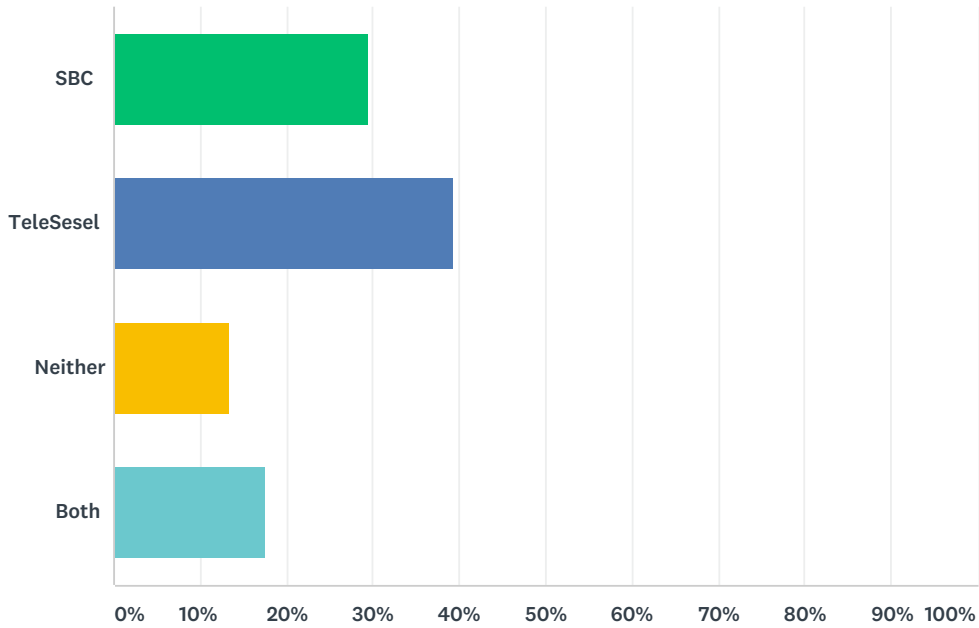
Answered: 426 Skipped: 248



ANSWER CHOICES	RESPONSES	
Al Jazeera	34.51%	147
Russia TV	2.35%	10
TV5 Monde	38.73%	165
CGTN (French)	0.94%	4
CGTN (English)	9.39%	40
France 24 (French)	4.23%	18
France 24 (English)	3.29%	14
Deutche Wella (DW)	6.57%	28
TOTAL		426

Q21 My favourite Local TV service at the moment is

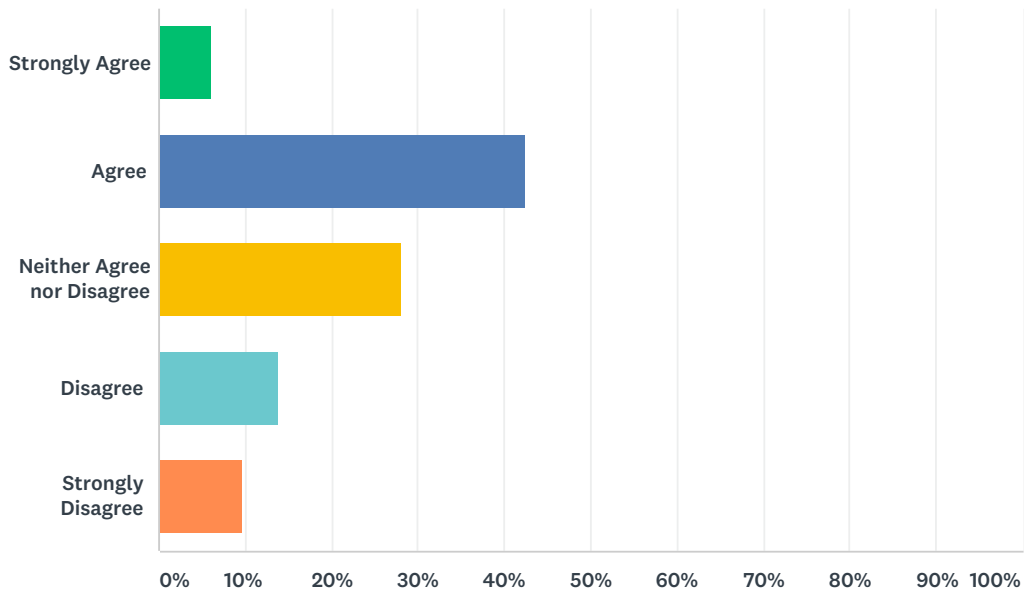
Answered: 624 Skipped: 50



ANSWER CHOICES	RESPONSES	
SBC	29.49%	184
TeleSesel	39.42%	246
Neither	13.46%	84
Both	17.63%	110
TOTAL		624

Q22 I believe SBC TV has improved over the past 12 months

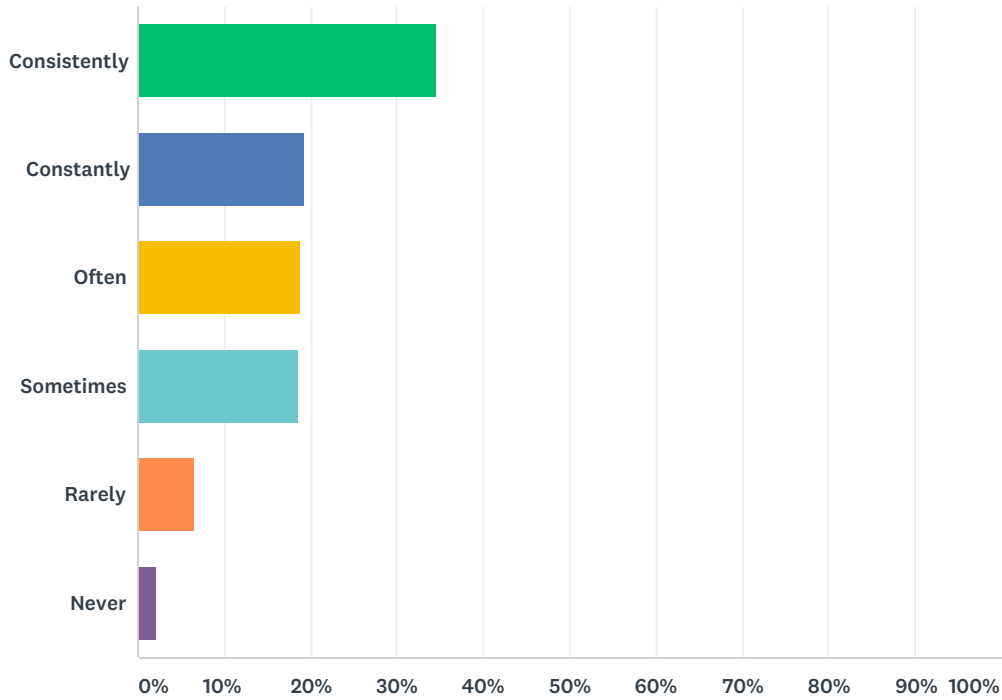
Answered: 625 Skipped: 49



ANSWER CHOICES	RESPONSES	
Strongly Agree	6.08%	38
Agree	42.56%	266
Neither Agree nor Disagree	28.00%	175
Disagree	13.76%	86
Strongly Disagree	9.60%	60
TOTAL		625

Q24 I watch the SBC TV News

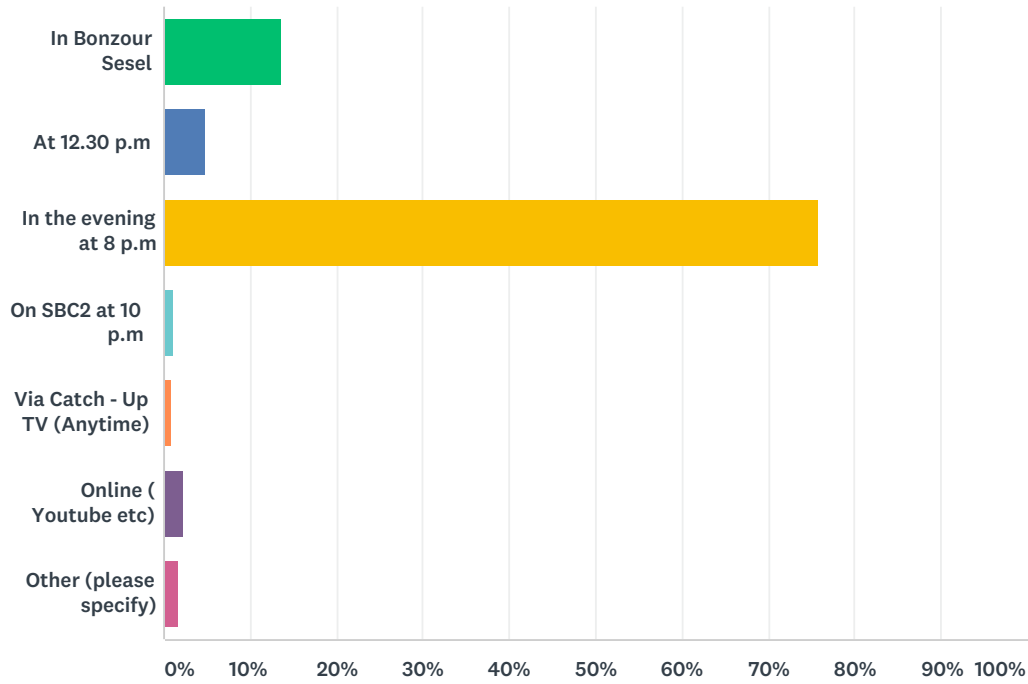
Answered: 639 Skipped: 35



ANSWER CHOICES	RESPONSES	
Consistently	34.59%	221
Constantly	19.25%	123
Often	18.78%	120
Sometimes	18.62%	119
Rarely	6.57%	42
Never	2.19%	14
TOTAL		639

Q25 I prefer to watch the TV News

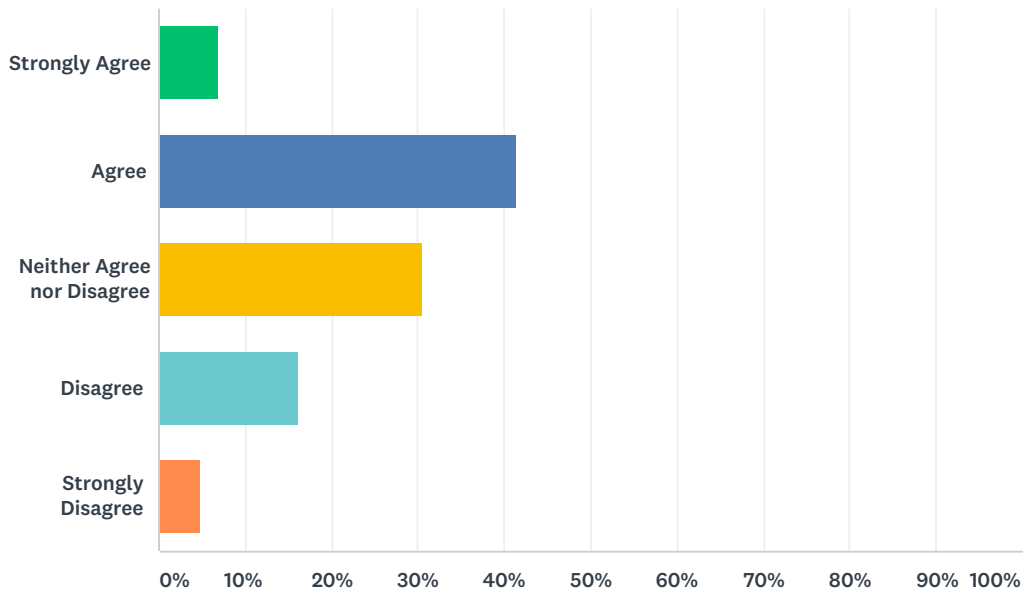
Answered: 628 Skipped: 46



ANSWER CHOICES	RESPONSES	
In Bonzour Sesel	13.69%	86
At 12.30 p.m	4.78%	30
In the evening at 8 p.m	75.80%	476
On SBC2 at 10 p.m	1.11%	7
Via Catch - Up TV (Anytime)	0.80%	5
Online (Youtube etc)	2.23%	14
Other (please specify)	1.59%	10
TOTAL		628

Q26 SBC News keeps me informed of what is happening in the Country

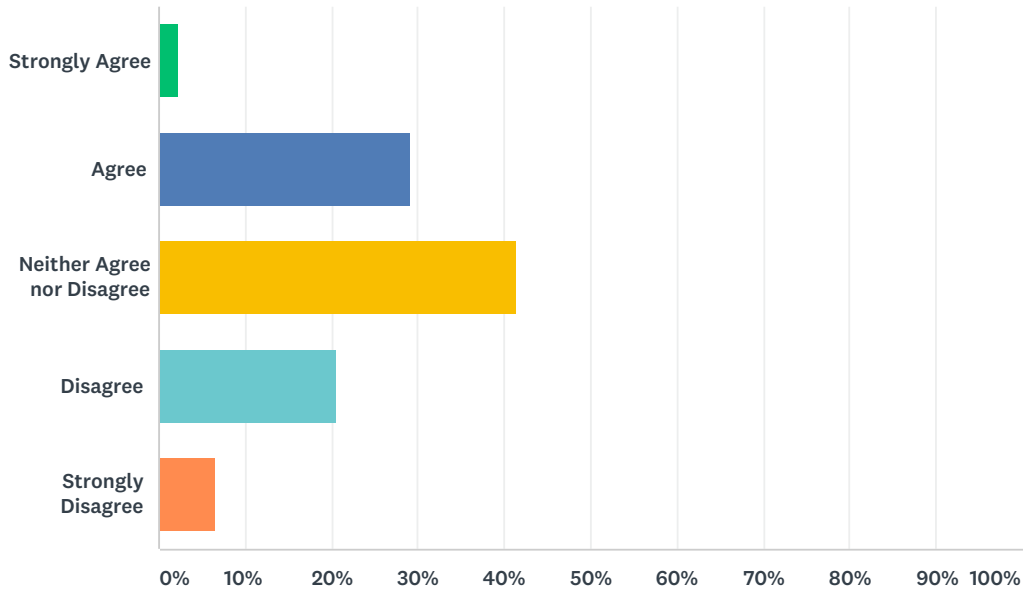
Answered: 631 Skipped: 43



ANSWER CHOICES	RESPONSES	
Strongly Agree	6.81%	43
Agree	41.52%	262
Neither Agree nor Disagree	30.59%	193
Disagree	16.16%	102
Strongly Disagree	4.91%	31
TOTAL		631

Q27 SBC News is Accurate and Factual

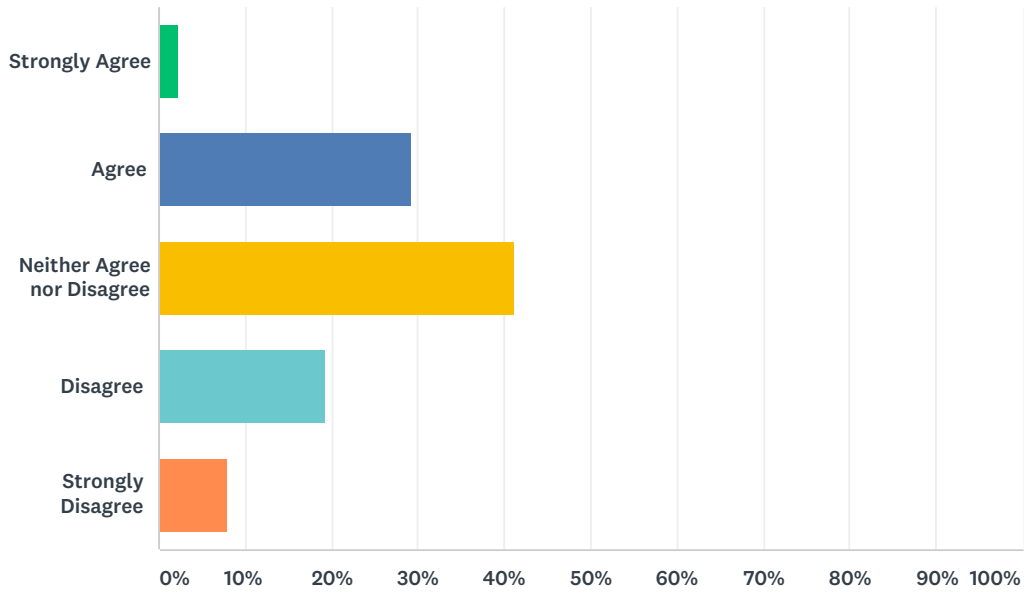
Answered: 628 Skipped: 46



ANSWER CHOICES	RESPONSES	
Strongly Agree	2.39%	15
Agree	29.14%	183
Neither Agree nor Disagree	41.40%	260
Disagree	20.54%	129
Strongly Disagree	6.53%	41
TOTAL		628

Q28 SBC is Objective, Fair and Balanced in its News and Current Affairs Reporting and Coverage

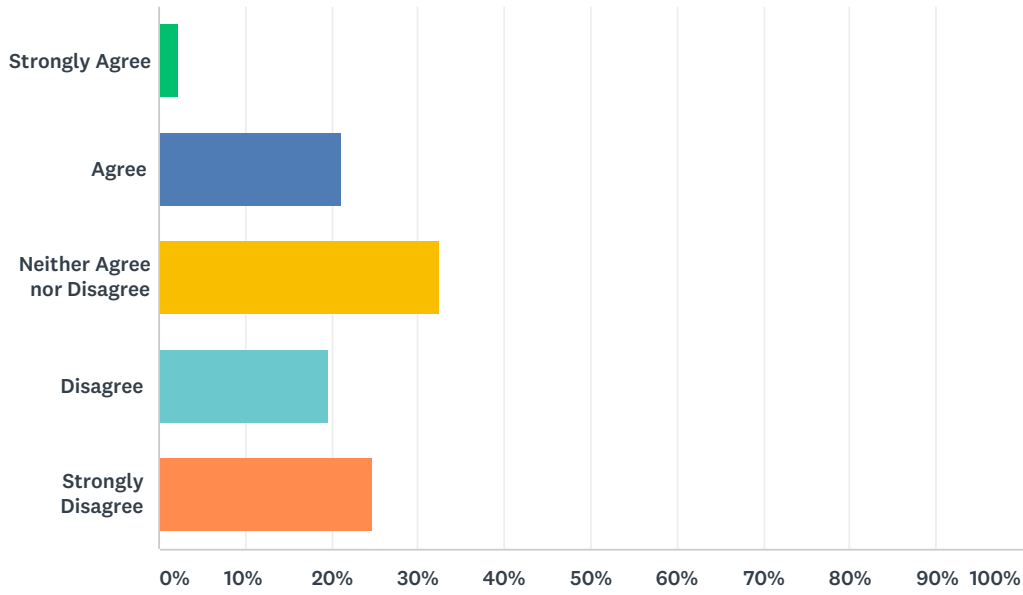
Answered: 627 Skipped: 47



ANSWER CHOICES	RESPONSES	
Strongly Agree	2.23%	14
Agree	29.35%	184
Neither Agree nor Disagree	41.15%	258
Disagree	19.30%	121
Strongly Disagree	7.97%	50
TOTAL		627

Q29 SBC covers enough Local News

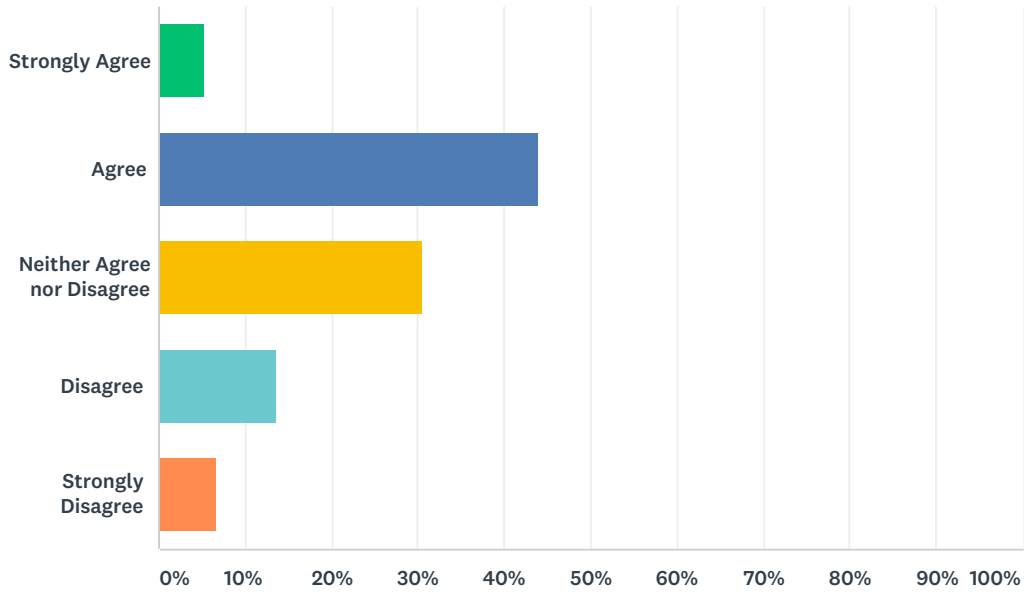
Answered: 627 Skipped: 47



ANSWER CHOICES	RESPONSES	
Strongly Agree	2.23%	14
Agree	21.05%	132
Neither Agree nor Disagree	32.38%	203
Disagree	19.62%	123
Strongly Disagree	24.72%	155
TOTAL		627

Q30 SBC covers enough Sports News

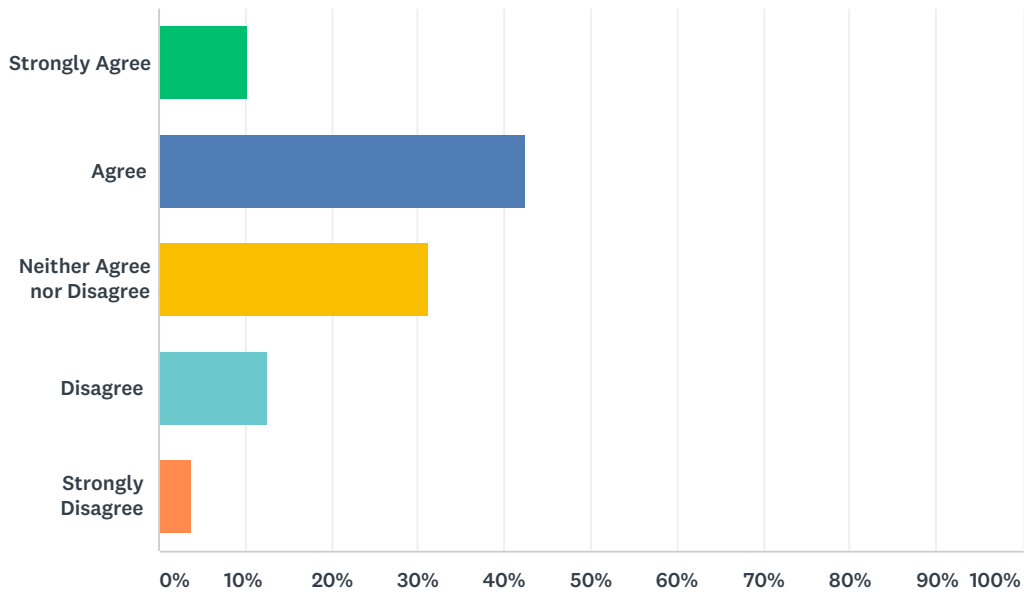
Answered: 625 Skipped: 49



ANSWER CHOICES	RESPONSES	
Strongly Agree	5.28%	33
Agree	43.84%	274
Neither Agree nor Disagree	30.56%	191
Disagree	13.60%	85
Strongly Disagree	6.72%	42
TOTAL		625

Q31 SBC covers enough International news

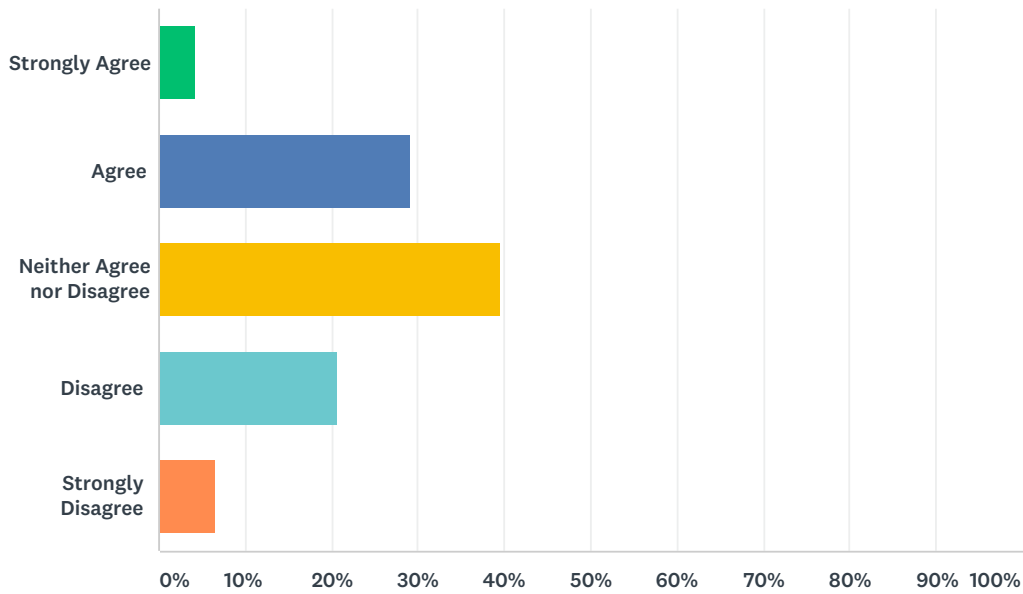
Answered: 626 Skipped: 48



ANSWER CHOICES	RESPONSES	
Strongly Agree	10.22%	64
Agree	42.49%	266
Neither Agree nor Disagree	31.15%	195
Disagree	12.46%	78
Strongly Disagree	3.67%	23
TOTAL		626

Q32 SBC broadcasts enough local Current Affairs Programmes

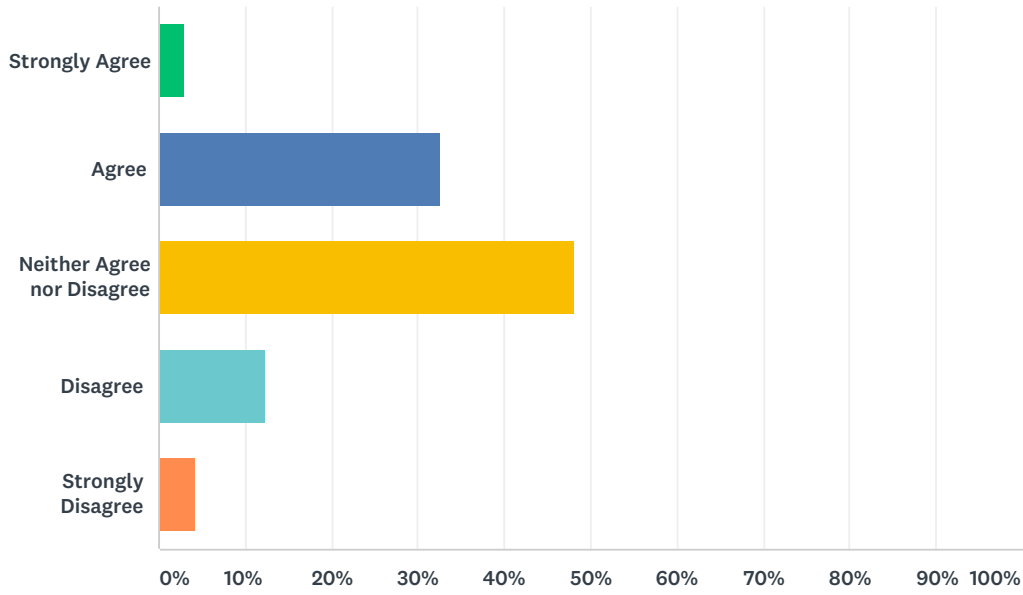
Answered: 627 Skipped: 47



ANSWER CHOICES	RESPONSES	
Strongly Agree	4.15%	26
Agree	29.03%	182
Neither Agree nor Disagree	39.55%	248
Disagree	20.73%	130
Strongly Disagree	6.54%	41
TOTAL		627

Q33 SBC Current Affairs Programmes are Compelling and Relevant

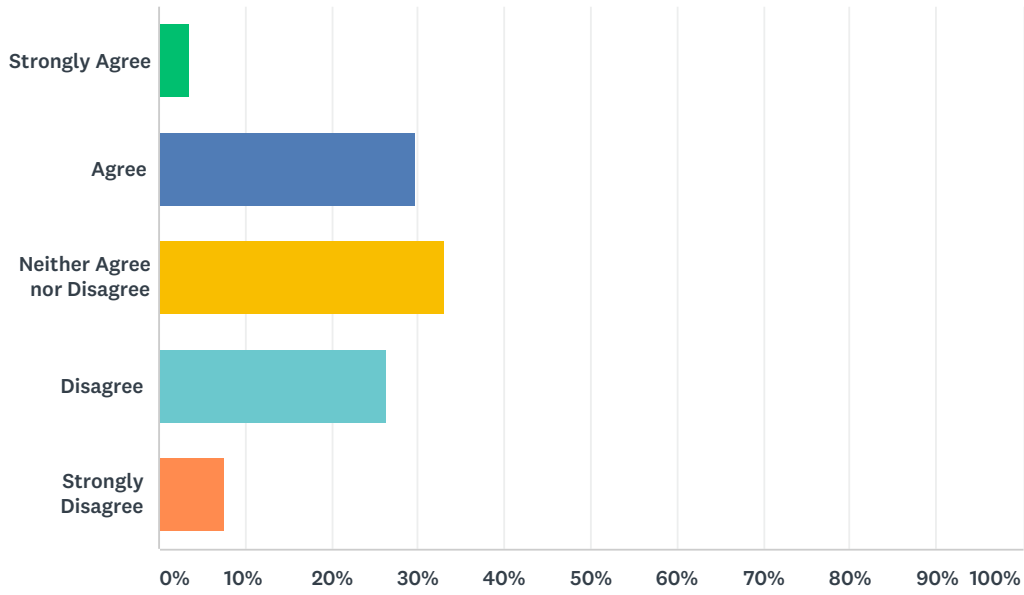
Answered: 620 Skipped: 54



ANSWER CHOICES	RESPONSES	
Strongly Agree	2.90%	18
Agree	32.58%	202
Neither Agree nor Disagree	48.06%	298
Disagree	12.26%	76
Strongly Disagree	4.19%	26
TOTAL		620

Q34 SBC provides Timely information and reports on national events

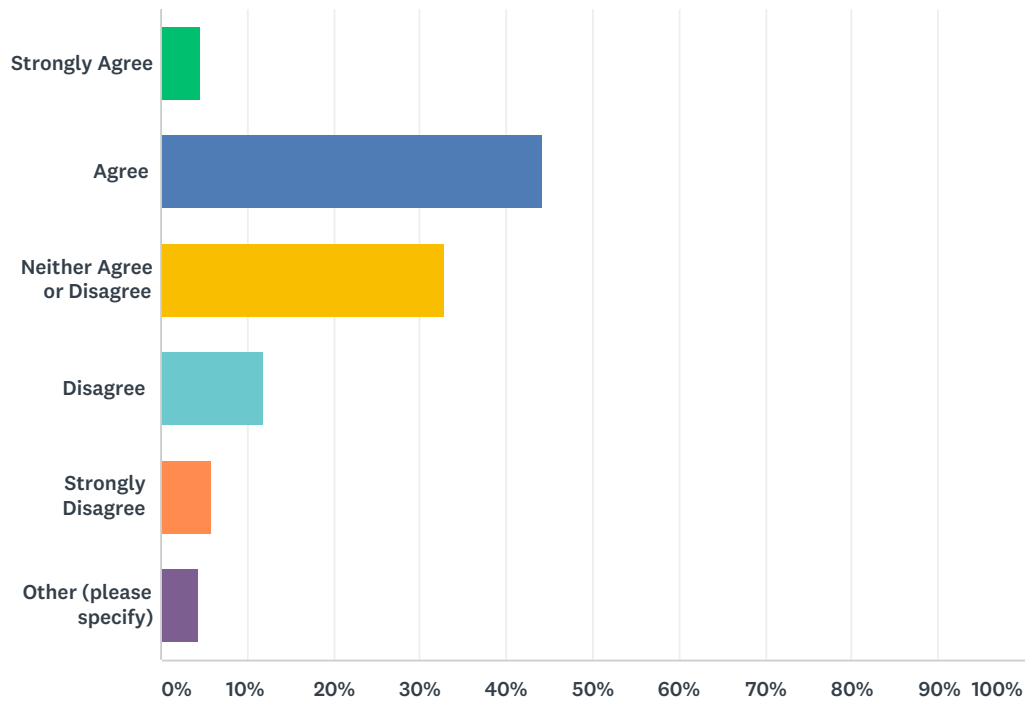
Answered: 618 Skipped: 56



ANSWER CHOICES	RESPONSES	
Strongly Agree	3.56%	22
Agree	29.61%	183
Neither Agree nor Disagree	33.01%	204
Disagree	26.38%	163
Strongly Disagree	7.44%	46
TOTAL		618

Q35 I believe that the News bulletins have improved over the past 12 months

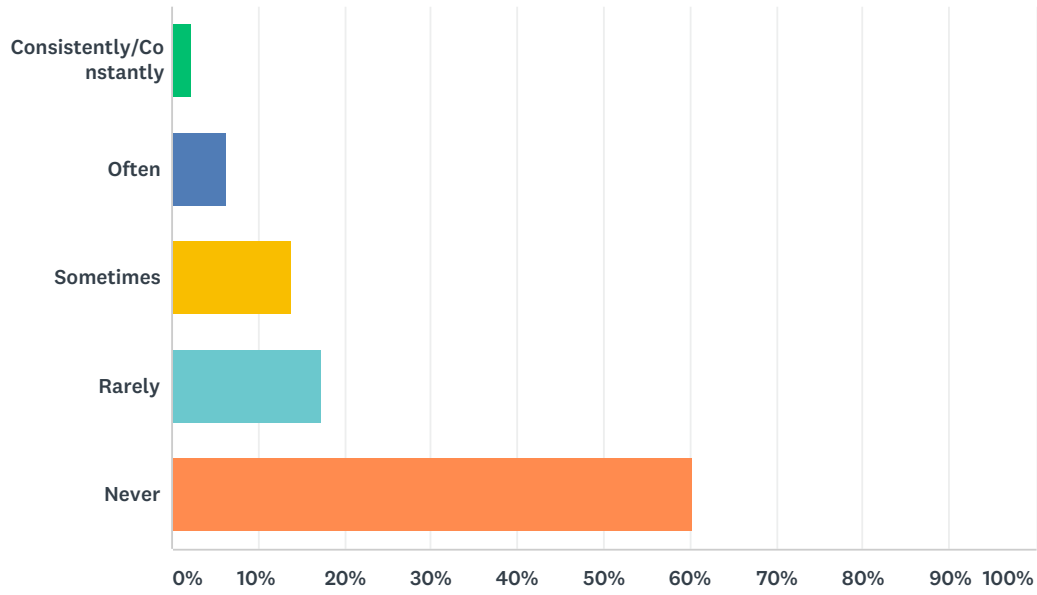
Answered: 613 Skipped: 61



ANSWER CHOICES	RESPONSES	
Strongly Agree	4.57%	28
Agree	44.05%	270
Neither Agree or Disagree	32.79%	201
Disagree	11.91%	73
Strongly Disagree	5.87%	36
Other (please specify)	4.40%	27
Total Respondents: 613		

Q37 I view SBC's Facebook Page

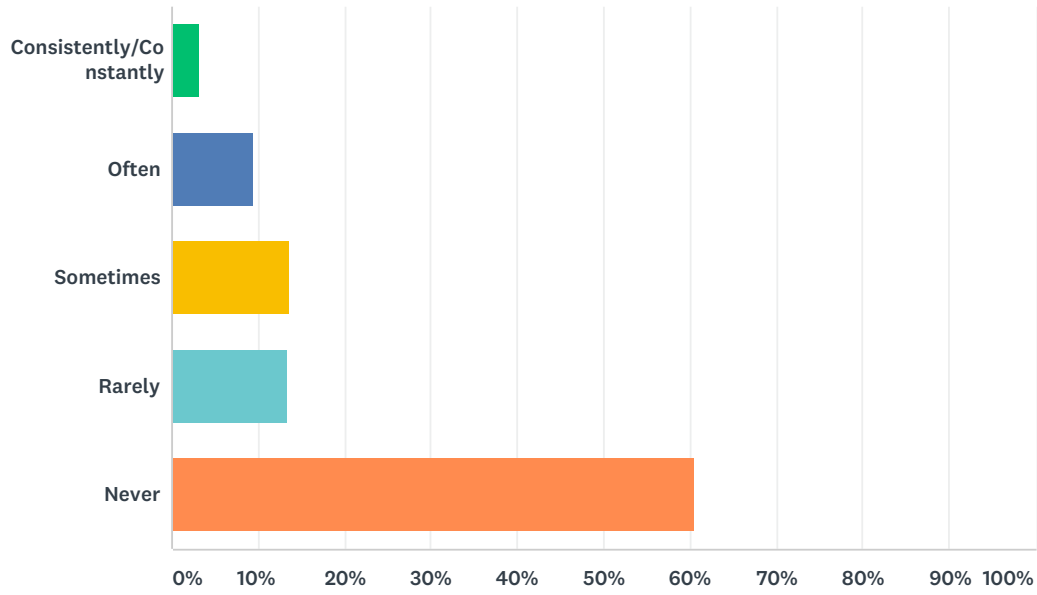
Answered: 606 Skipped: 68



ANSWER CHOICES	RESPONSES	
Consistently/Constantly	2.31%	14
Often	6.27%	38
Sometimes	13.86%	84
Rarely	17.33%	105
Never	60.23%	365
TOTAL		606

Q38 I view SBC's YouTube page

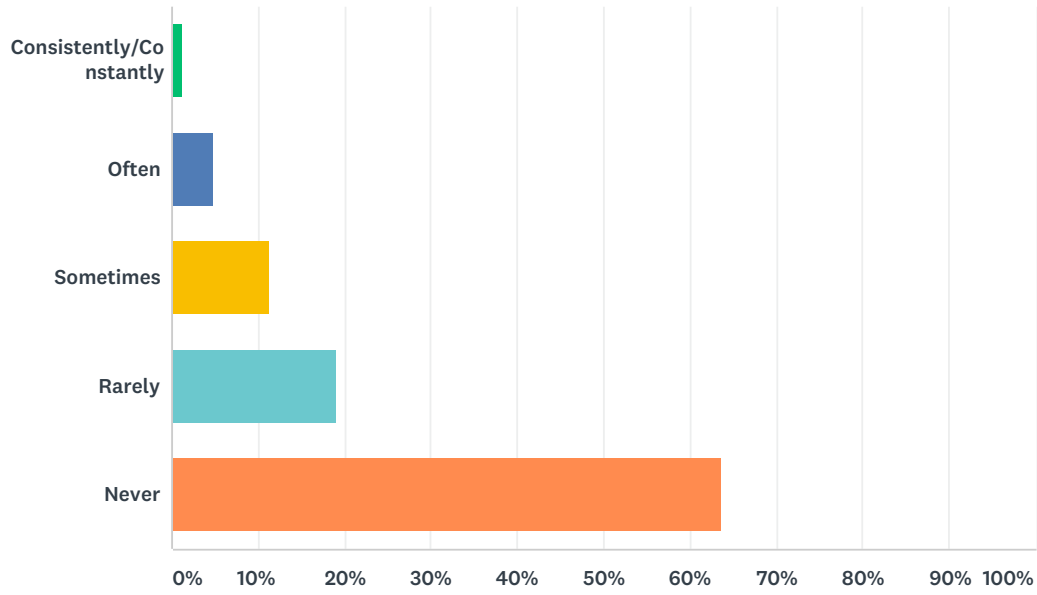
Answered: 601 Skipped: 73



ANSWER CHOICES	RESPONSES	
Consistently/Constantly	3.16%	19
Often	9.32%	56
Sometimes	13.64%	82
Rarely	13.48%	81
Never	60.40%	363
TOTAL		601

Q39 I view SBC's Website (www.sbc.sc)

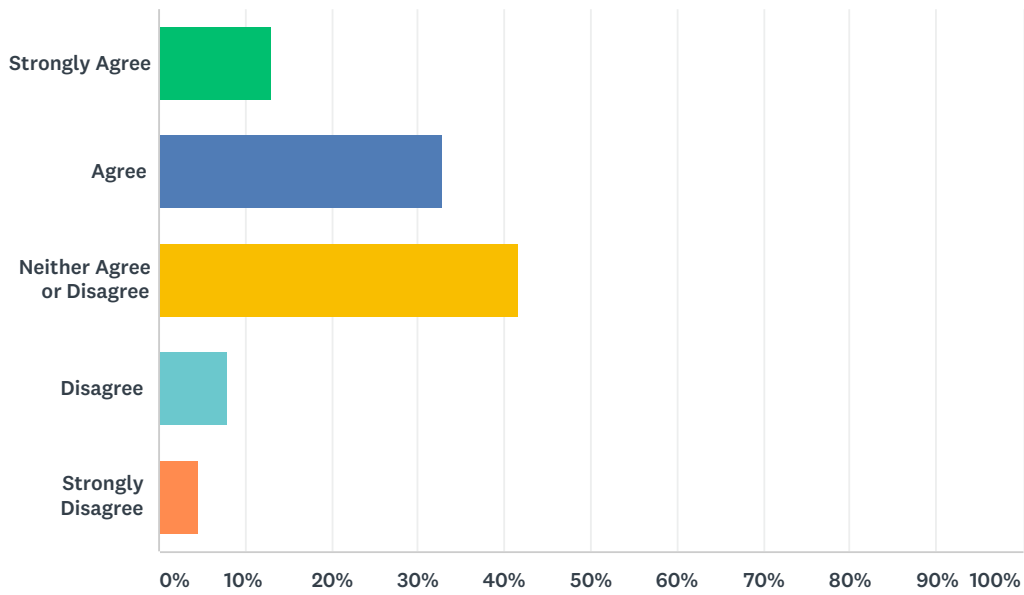
Answered: 598 Skipped: 76



ANSWER CHOICES	RESPONSES	
Consistently/Constantly	1.17%	7
Often	4.85%	29
Sometimes	11.37%	68
Rarely	19.06%	114
Never	63.55%	380
TOTAL		598

Q40 I believe SBC's online presence has improved over the past 12 months

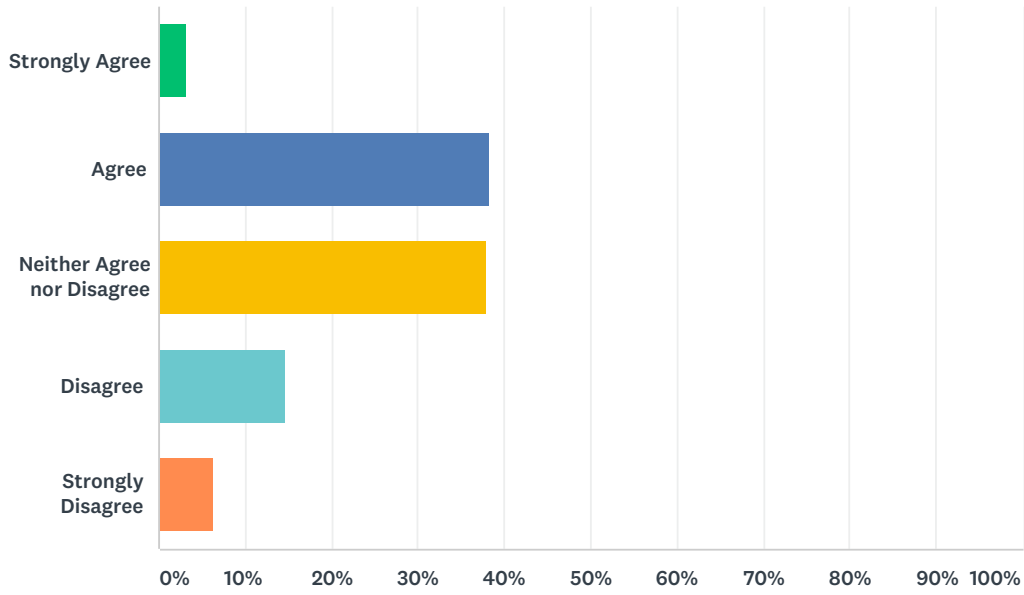
Answered: 240 Skipped: 434



ANSWER CHOICES	RESPONSES	
Strongly Agree	12.92%	31
Agree	32.92%	79
Neither Agree or Disagree	41.67%	100
Disagree	7.92%	19
Strongly Disagree	4.58%	11
TOTAL		240

Q42 SBC is delivering on its mandate to Educate the Seychellois public

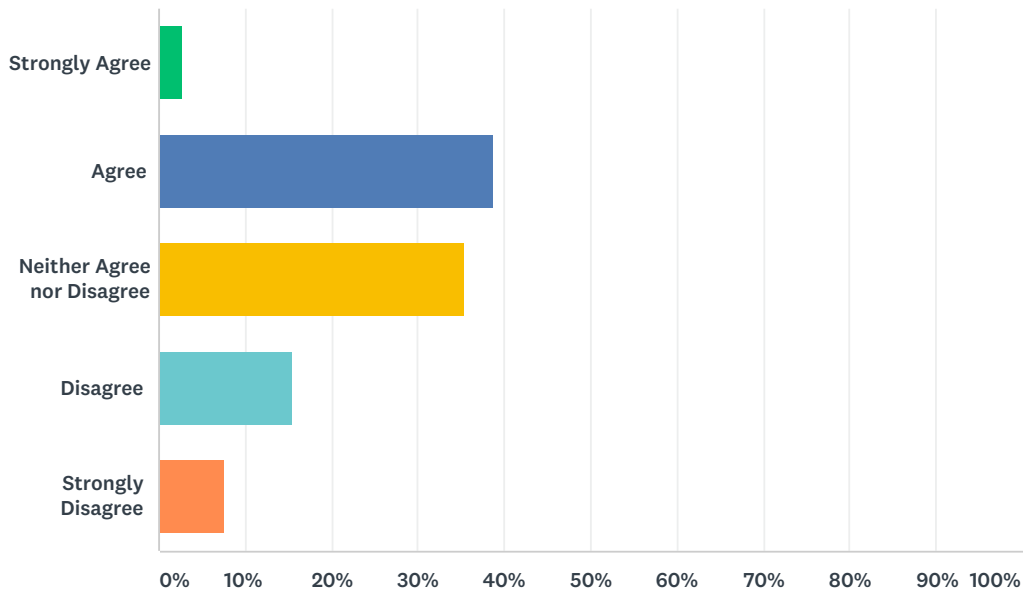
Answered: 617 Skipped: 57



ANSWER CHOICES	RESPONSES	
Strongly Agree	3.08%	19
Agree	38.25%	236
Neither Agree nor Disagree	37.76%	233
Disagree	14.59%	90
Strongly Disagree	6.32%	39
TOTAL		617

Q43 SBC is delivering on its mandate to Inform the Seychellois public

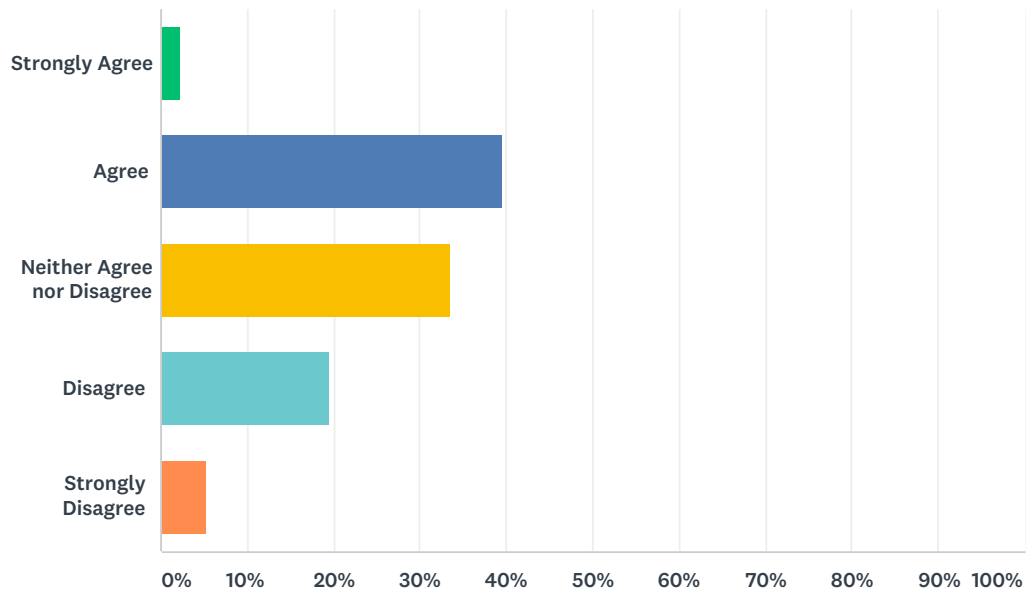
Answered: 616 Skipped: 58



ANSWER CHOICES	RESPONSES	
Strongly Agree	2.76%	17
Agree	38.80%	239
Neither Agree nor Disagree	35.39%	218
Disagree	15.42%	95
Strongly Disagree	7.63%	47
TOTAL		616

Q44 SBC is delivering on its mandate to Entertain the Seychellois public

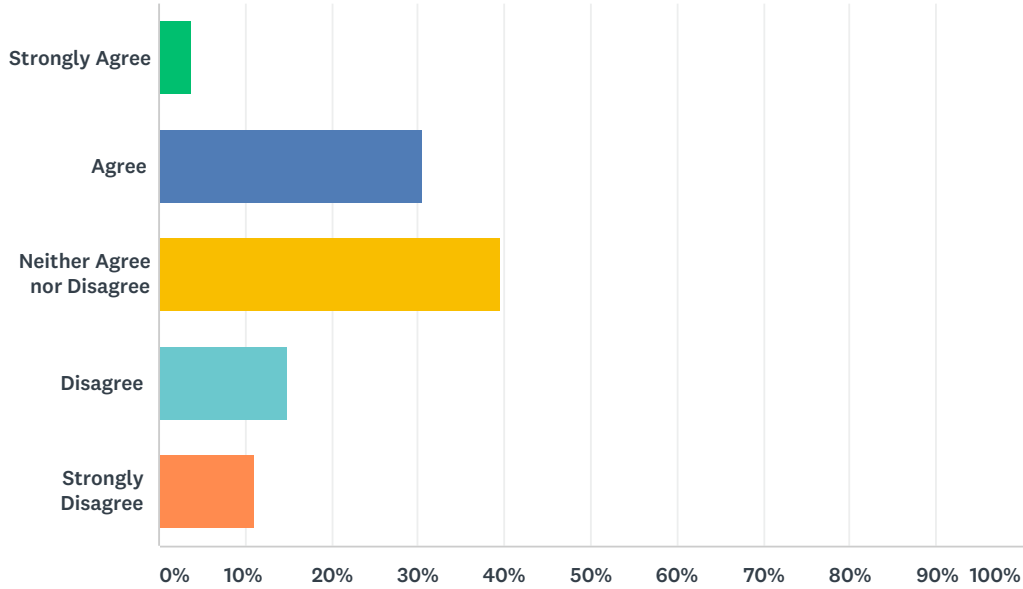
Answered: 611 Skipped: 63



ANSWER CHOICES	RESPONSES	
Strongly Agree	2.29%	14
Agree	39.61%	242
Neither Agree nor Disagree	33.39%	204
Disagree	19.48%	119
Strongly Disagree	5.24%	32
TOTAL		611

Q45 SBC is delivering on Article 168(1) of the Constitution, in that: it is operating independently of the State and of the political or other influence of other bodies, persons or political parties

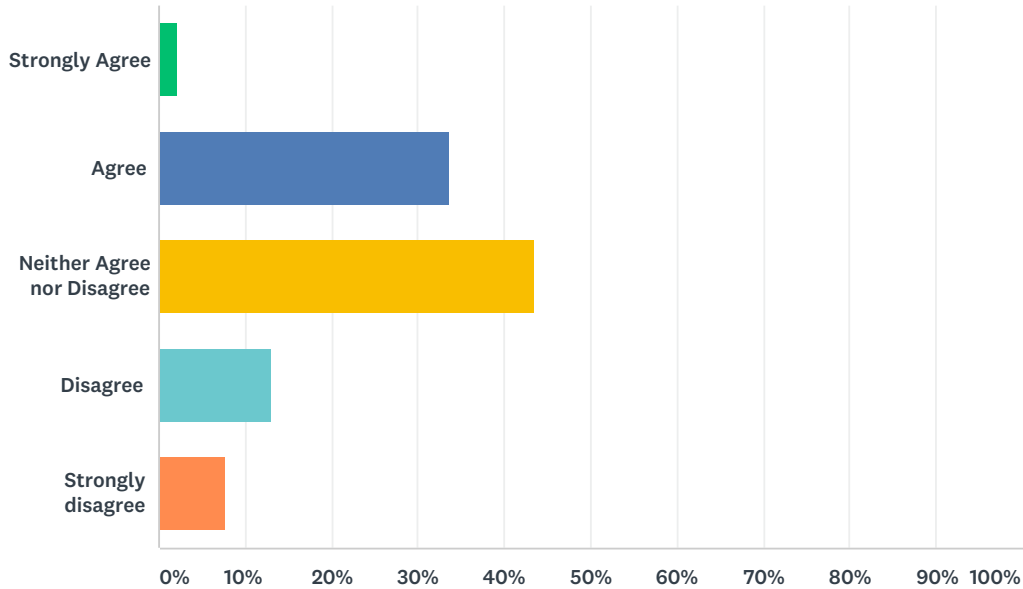
Answered: 601 Skipped: 73



ANSWER CHOICES	RESPONSES	
Strongly Agree	3.83%	23
Agree	30.62%	184
Neither Agree nor Disagree	39.60%	238
Disagree	14.81%	89
Strongly Disagree	11.15%	67
TOTAL		601

Q46 SBC is delivering on Article 168(2) of the Constitution, in that: it affords opportunities and facilities for the presentation of divergent views

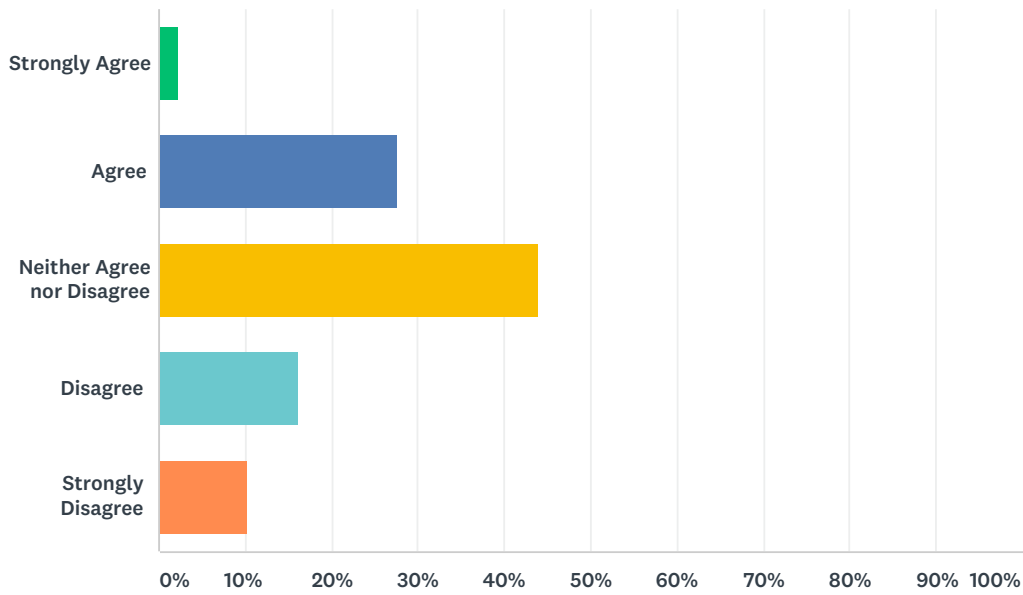
Answered: 601 Skipped: 73



ANSWER CHOICES	RESPONSES	
Strongly Agree	2.16%	13
Agree	33.78%	203
Neither Agree nor Disagree	43.43%	261
Disagree	12.98%	78
Strongly disagree	7.65%	46
TOTAL		601

Q47 I believe that the SBC listens to feedback, complaints and suggestions

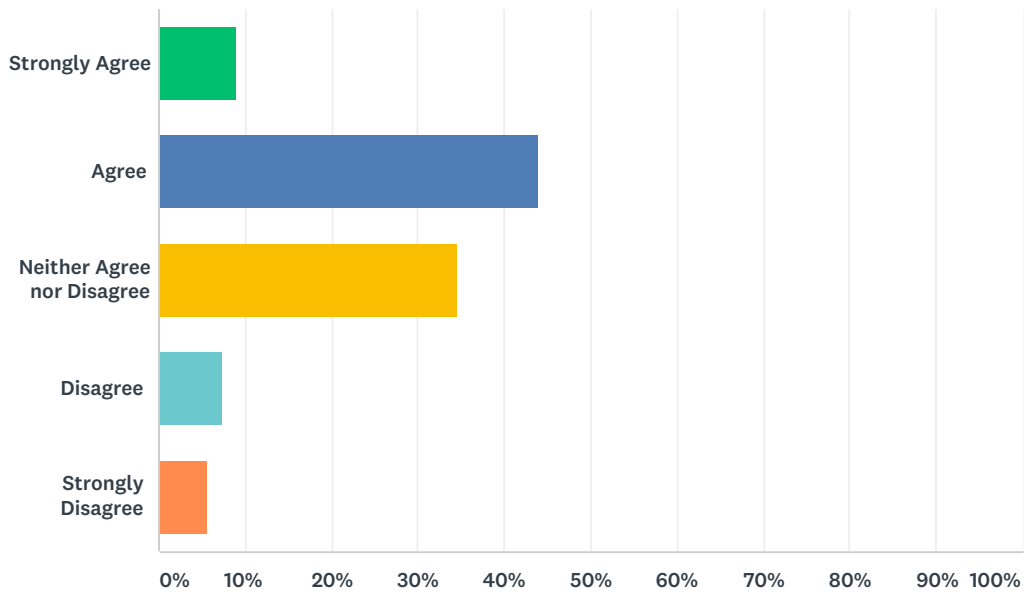
Answered: 609 Skipped: 65



ANSWER CHOICES	RESPONSES	
Strongly Agree	2.30%	14
Agree	27.59%	168
Neither Agree nor Disagree	43.84%	267
Disagree	16.09%	98
Strongly Disagree	10.18%	62
TOTAL		609

Q48 I believe that SBC will take positive actions as a result of this Survey

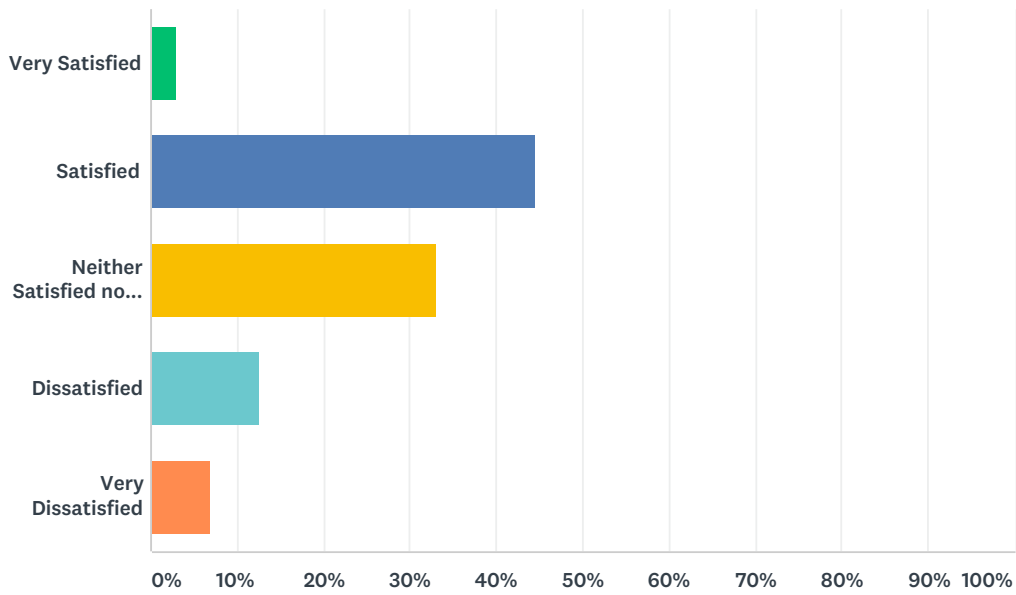
Answered: 595 Skipped: 79



ANSWER CHOICES	RESPONSES	
Strongly Agree	8.91%	53
Agree	43.87%	261
Neither Agree nor Disagree	34.45%	205
Disagree	7.23%	43
Strongly Disagree	5.55%	33
TOTAL		595

Q49 All things considered, I am satisfied with the work that SBC is doing

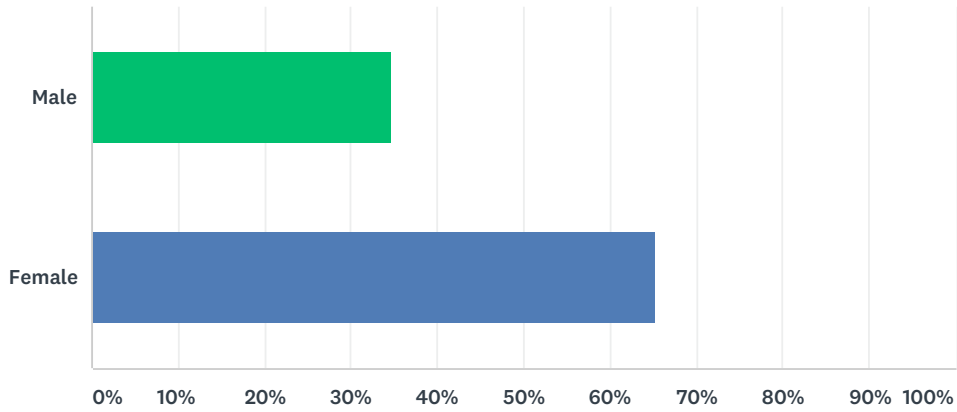
Answered: 613 Skipped: 61



ANSWER CHOICES	RESPONSES	
Very Satisfied	2.94%	18
Satisfied	44.54%	273
Neither Satisfied nor Dissatisfied	33.12%	203
Dissatisfied	12.56%	77
Very Dissatisfied	6.85%	42
TOTAL		613

Q51 Gender

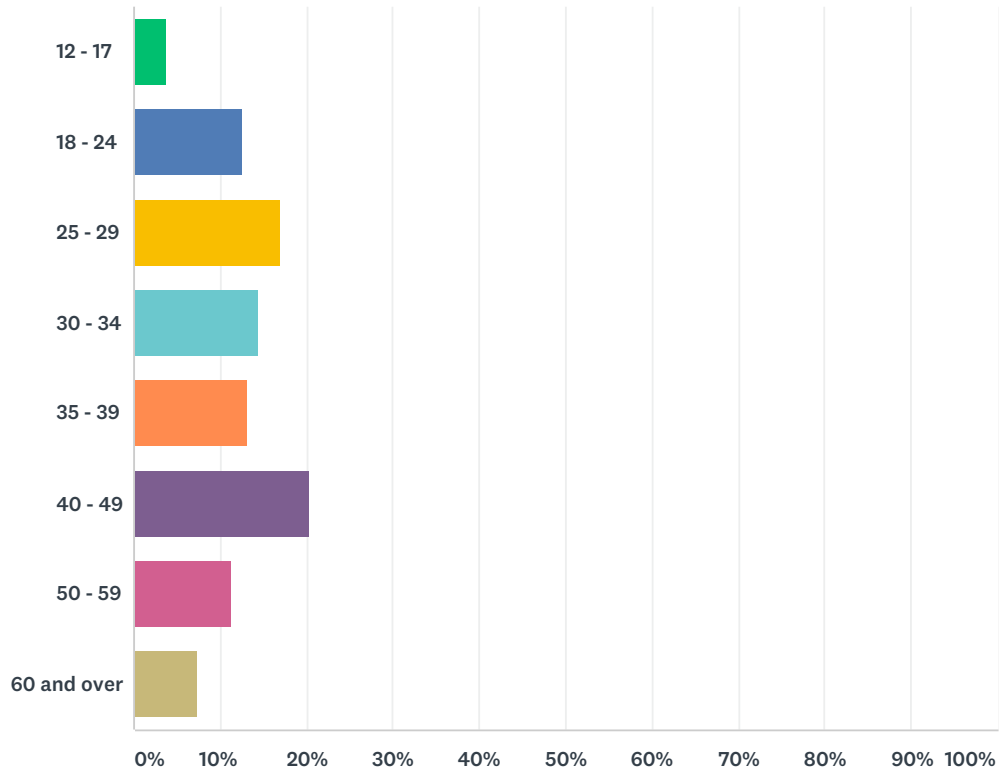
Answered: 628 Skipped: 46



ANSWER CHOICES	RESPONSES	
Male	34.71%	218
Female	65.29%	410
TOTAL		628

Q52 Age Group

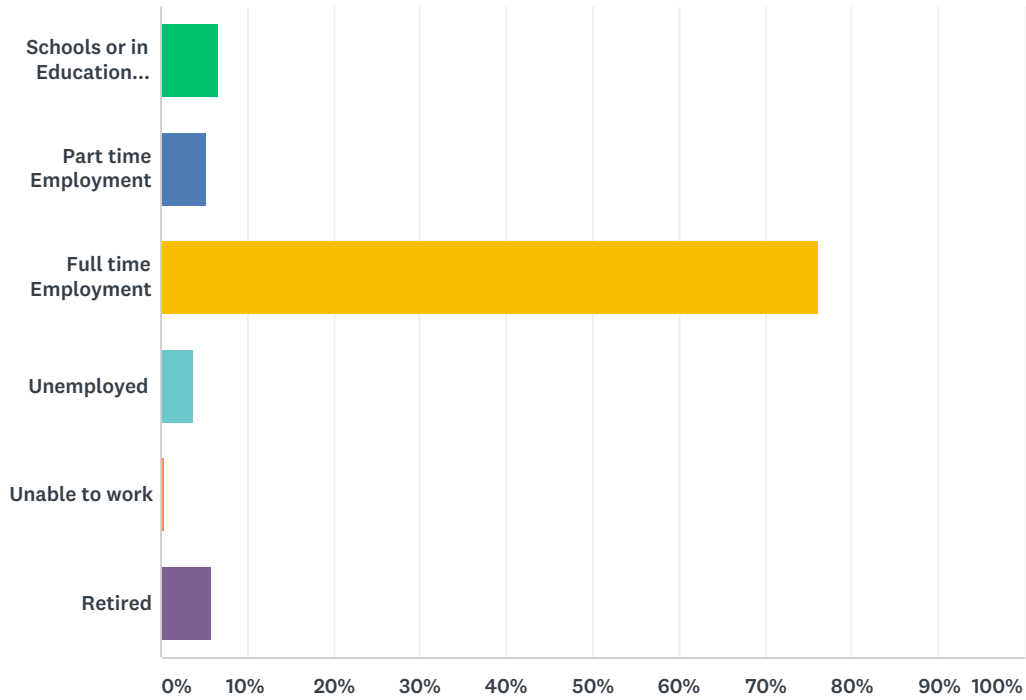
Answered: 628 Skipped: 46



ANSWER CHOICES	RESPONSES	
12 - 17	3.82%	24
18 - 24	12.58%	79
25 - 29	16.88%	106
30 - 34	14.49%	91
35 - 39	13.22%	83
40 - 49	20.38%	128
50 - 59	11.31%	71
60 and over	7.32%	46
TOTAL		628

Q53 Are you in:

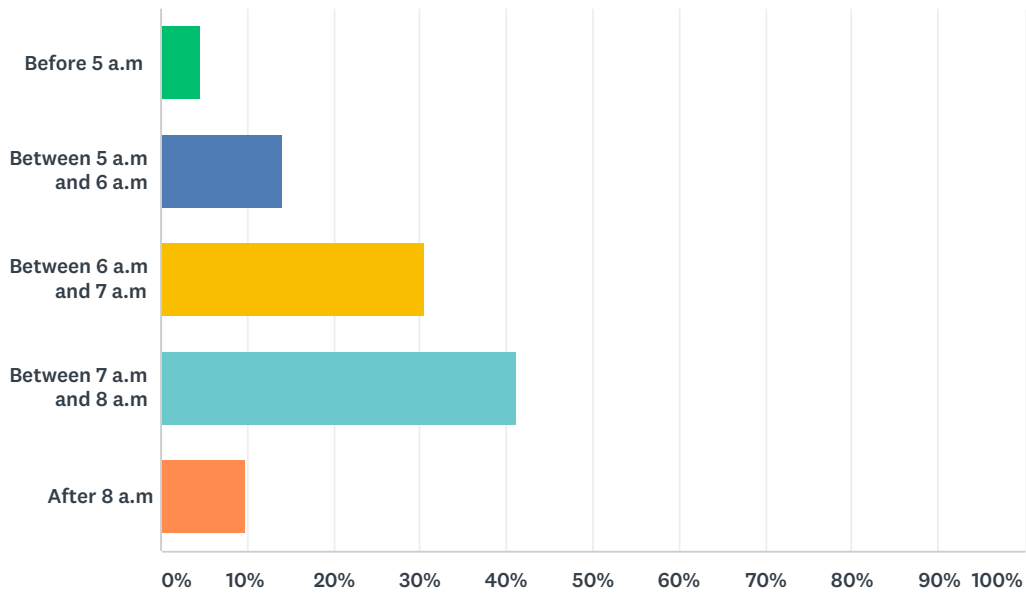
Answered: 623 Skipped: 51



ANSWER CHOICES	RESPONSES	
Schools or in Education (Secondary, Post Secondary, Tertiary Education)	6.74%	42
Part time Employment	5.14%	32
Full time Employment	76.08%	474
Unemployed	3.85%	24
Unable to work	0.48%	3
Retired	5.78%	36
TOTAL		623

Q54 What time do you usually leave home for work?

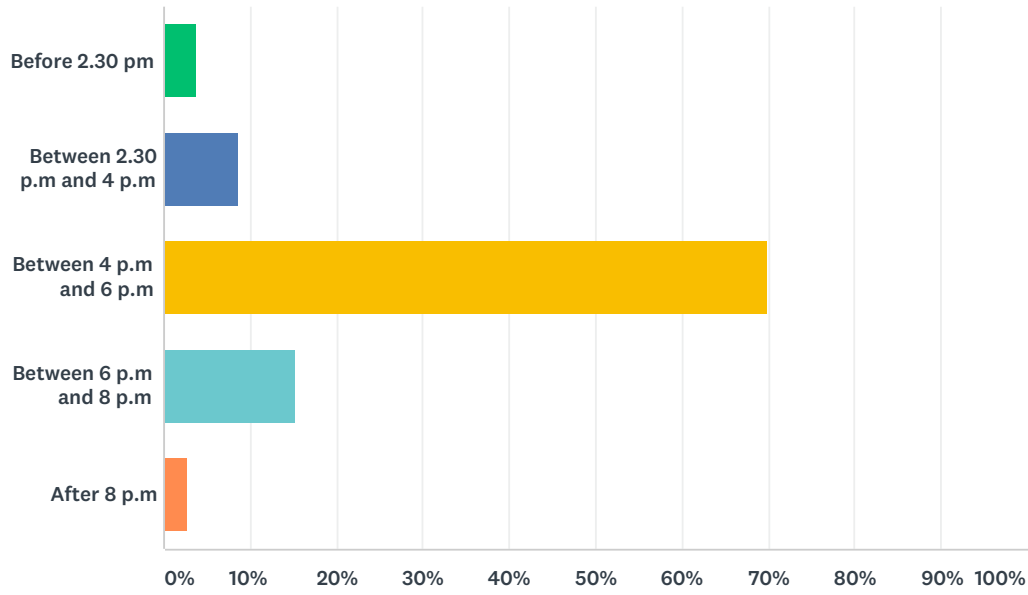
Answered: 565 Skipped: 109



ANSWER CHOICES	RESPONSES	
Before 5 a.m	4.60%	26
Between 5 a.m and 6 a.m	13.98%	79
Between 6 a.m and 7 a.m	30.44%	172
Between 7 a.m and 8 a.m	41.24%	233
After 8 a.m	9.73%	55
TOTAL		565

Q55 What time do you usually get home?

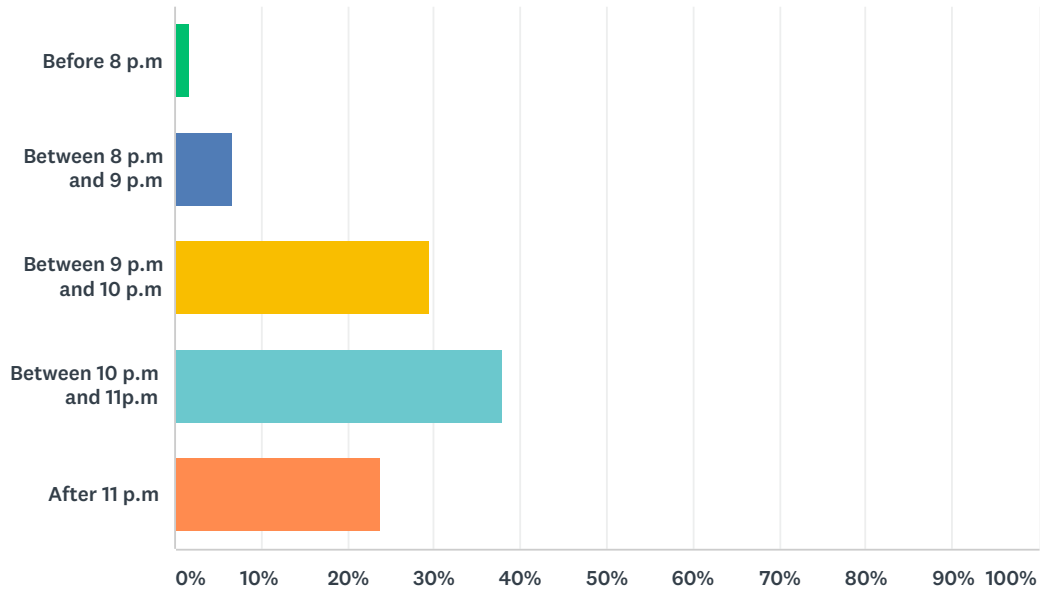
Answered: 567 Skipped: 107



ANSWER CHOICES	RESPONSES	
Before 2.30 pm	3.70%	21
Between 2.30 p.m and 4 p.m	8.64%	49
Between 4 p.m and 6 p.m	69.84%	396
Between 6 p.m and 8 p.m	15.17%	86
After 8 p.m	2.65%	15
TOTAL		567

Q56 What time do you normally go to bed?

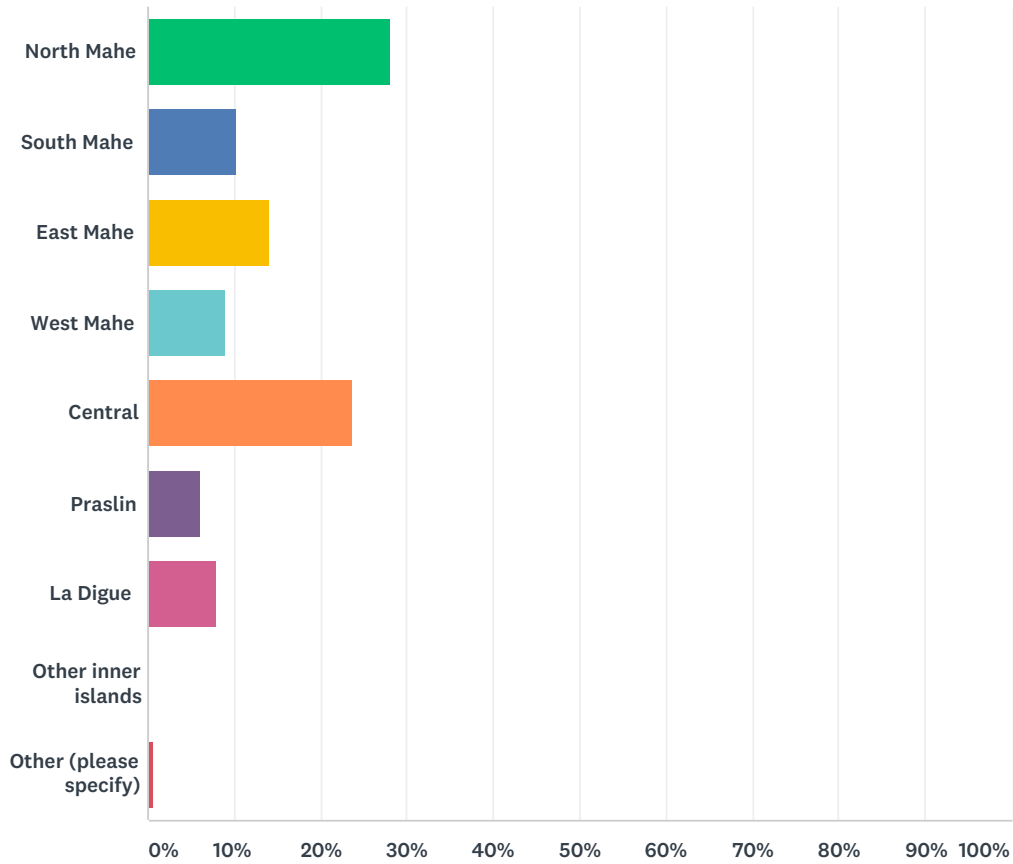
Answered: 619 Skipped: 55



ANSWER CHOICES	RESPONSES	
Before 8 p.m	1.78%	11
Between 8 p.m and 9 p.m	6.79%	42
Between 9 p.m and 10 p.m	29.56%	183
Between 10 p.m and 11p.m	37.96%	235
After 11 p.m	23.91%	148
TOTAL		619

Q57 In which region do you live?

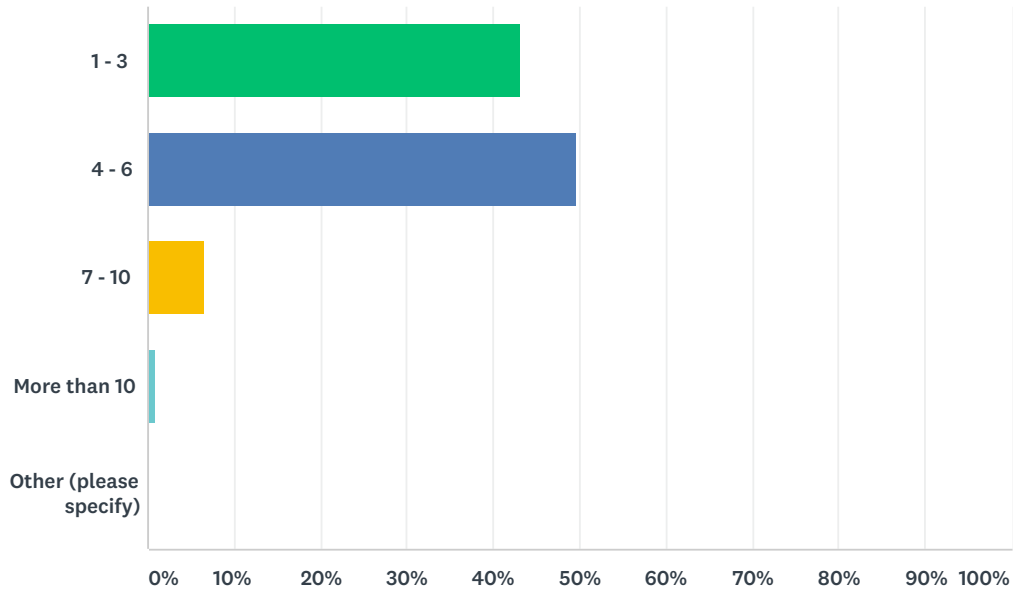
Answered: 628 Skipped: 46



ANSWER CHOICES	RESPONSES	
North Mahe	28.03%	176
South Mahe	10.35%	65
East Mahe	14.01%	88
West Mahe	9.08%	57
Central	23.73%	149
Praslin	6.05%	38
La Digue	7.96%	50
Other inner islands	0.16%	1
Other (please specify)	0.64%	4
TOTAL		628

Q58 How many people live in your household?

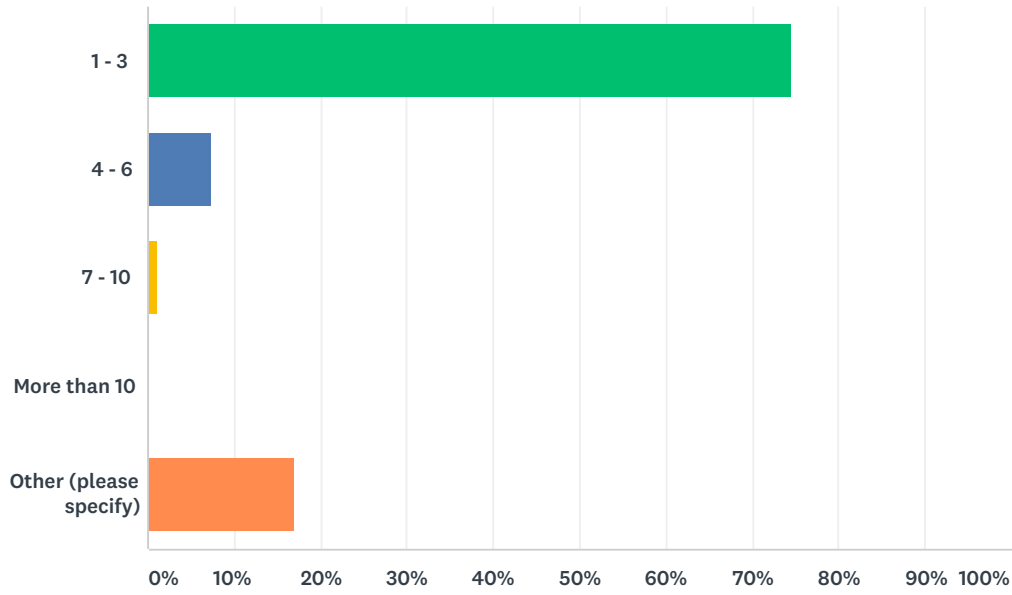
Answered: 624 Skipped: 50



ANSWER CHOICES	RESPONSES	
1 - 3	43.11%	269
4 - 6	49.68%	310
7 - 10	6.41%	40
More than 10	0.80%	5
Other (please specify)	0.00%	0
TOTAL		624

Q59 How many children under 12 live in your household?

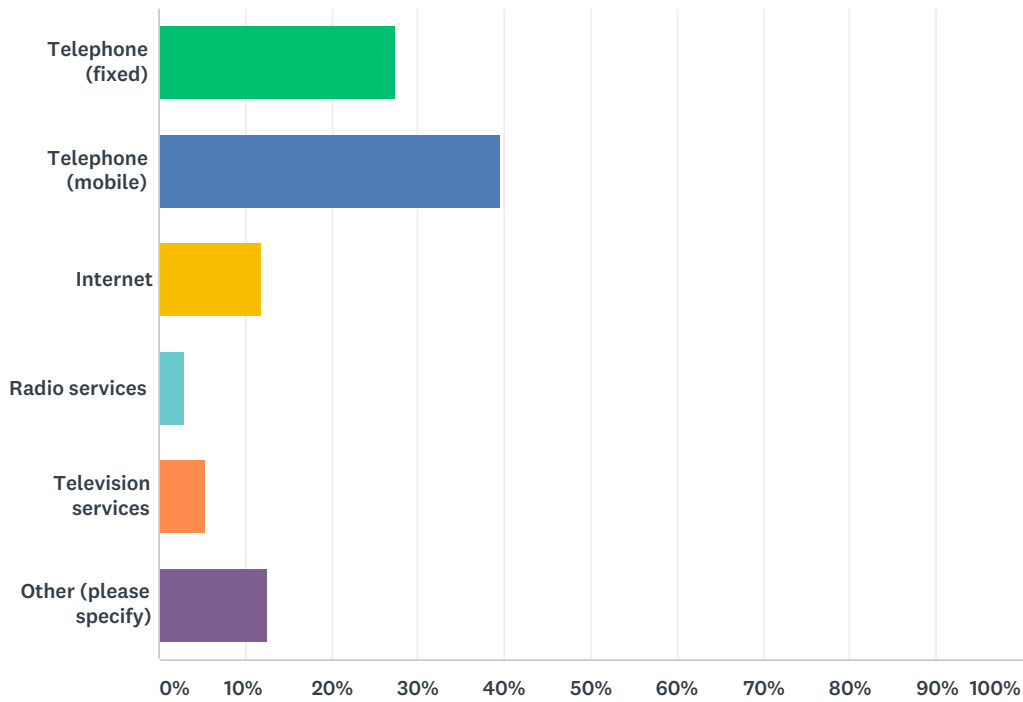
Answered: 459 Skipped: 215



ANSWER CHOICES	RESPONSES	
1 - 3	74.51%	342
4 - 6	7.41%	34
7 - 10	1.09%	5
More than 10	0.00%	0
Other (please specify)	16.99%	78
TOTAL		459

Q60 Does your household have any of the following?

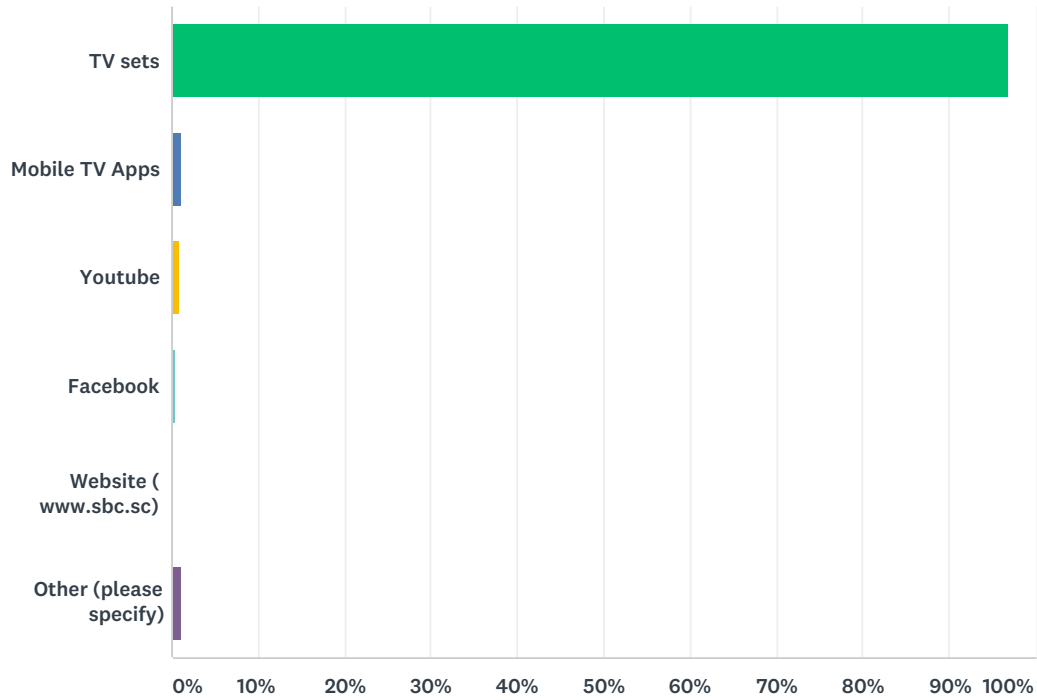
Answered: 619 Skipped: 55



ANSWER CHOICES	RESPONSES	
Telephone (fixed)	27.46%	170
Telephone (mobile)	39.58%	245
Internet	11.95%	74
Radio services	2.91%	18
Television services	5.49%	34
Other (please specify)	12.60%	78
TOTAL		619

Q61 How do you view Television?

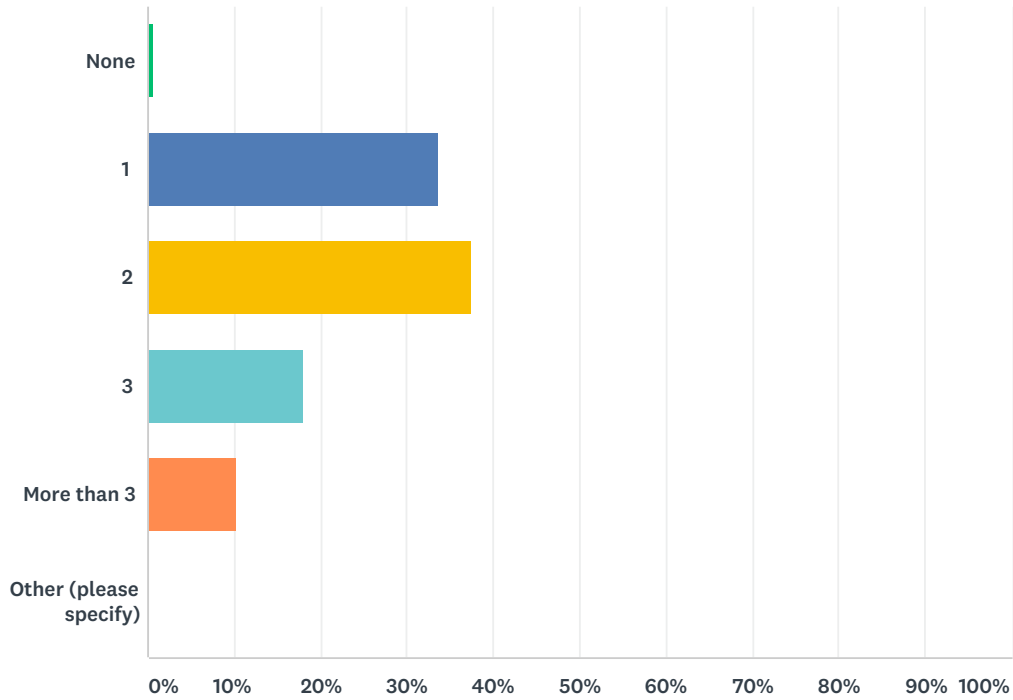
Answered: 620 Skipped: 54



ANSWER CHOICES	RESPONSES	
TV sets	96.77%	600
Mobile TV Apps	0.97%	6
Youtube	0.81%	5
Facebook	0.48%	3
Website (www.sbc.sc)	0.00%	0
Other (please specify)	0.97%	6
TOTAL		620

Q62 How many TV sets do you have at home?

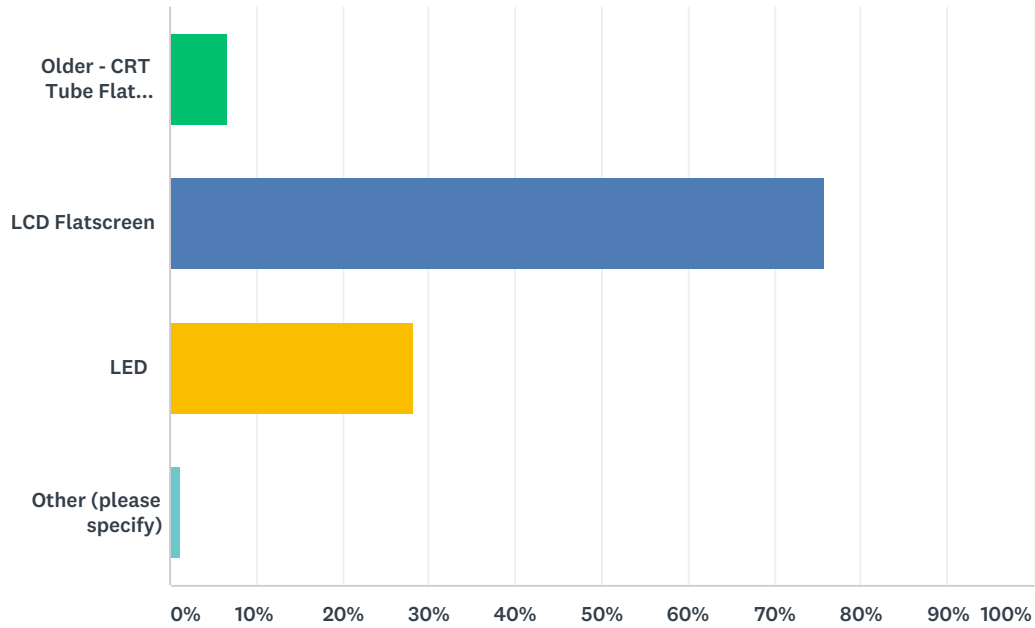
Answered: 622 Skipped: 52



ANSWER CHOICES	RESPONSES	
None	0.64%	4
1	33.60%	209
2	37.46%	233
3	18.01%	112
More than 3	10.29%	64
Other (please specify)	0.00%	0
TOTAL		622

Q63 What type of TV sets do you have at home?

Answered: 612 Skipped: 62



ANSWER CHOICES	RESPONSES	
Older - CRT Tube Flat Screen	6.70%	41
LCD Flatscreen	75.82%	464
LED	28.27%	173
Other (please specify)	1.31%	8
Total Respondents: 612		